

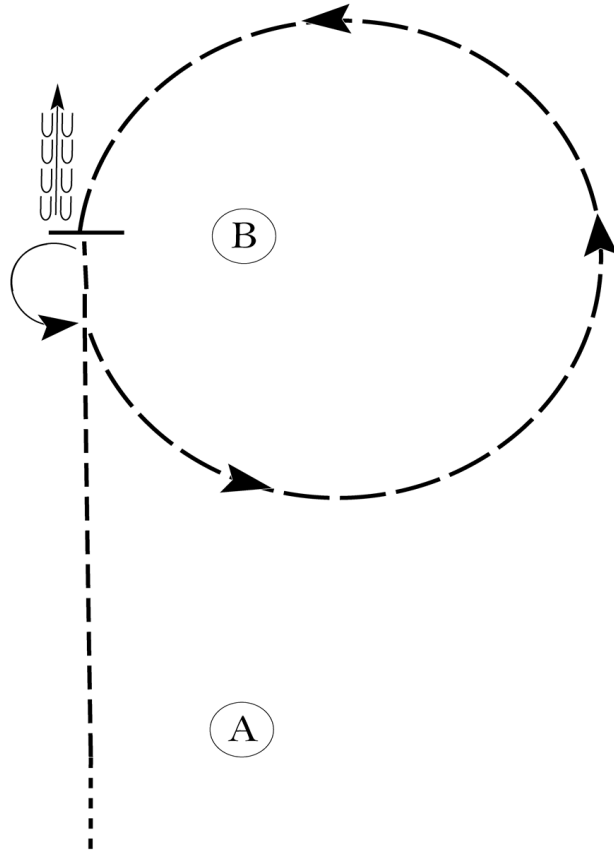
Mass Quarter Horse Spring Show

Classes 79,80,81,208,209

Show Date: May 3/4, 2025

w w w . H o r s e S h o w P a t t e r n s . c o m

w w w . H o r s e S h o w P a t t e r n s . c o m



Be ready before A.

1. Walk to A.
2. Jog to B. Stop and turn 180 degrees left.
3. Perform an extended jog circle to the left.
4. Stop at B and back approximately one horse length.

Follow the instructions of your ring steward.

Walk	-----
Jog	-----
Extended Jog	-----
Lope	—————
Leg Yield	
Lead Change	—/—
Back	← — —
Marker	⊙
Sidepass	←-----→

[WH/WT-37]

Pattern Provided by:

Judges

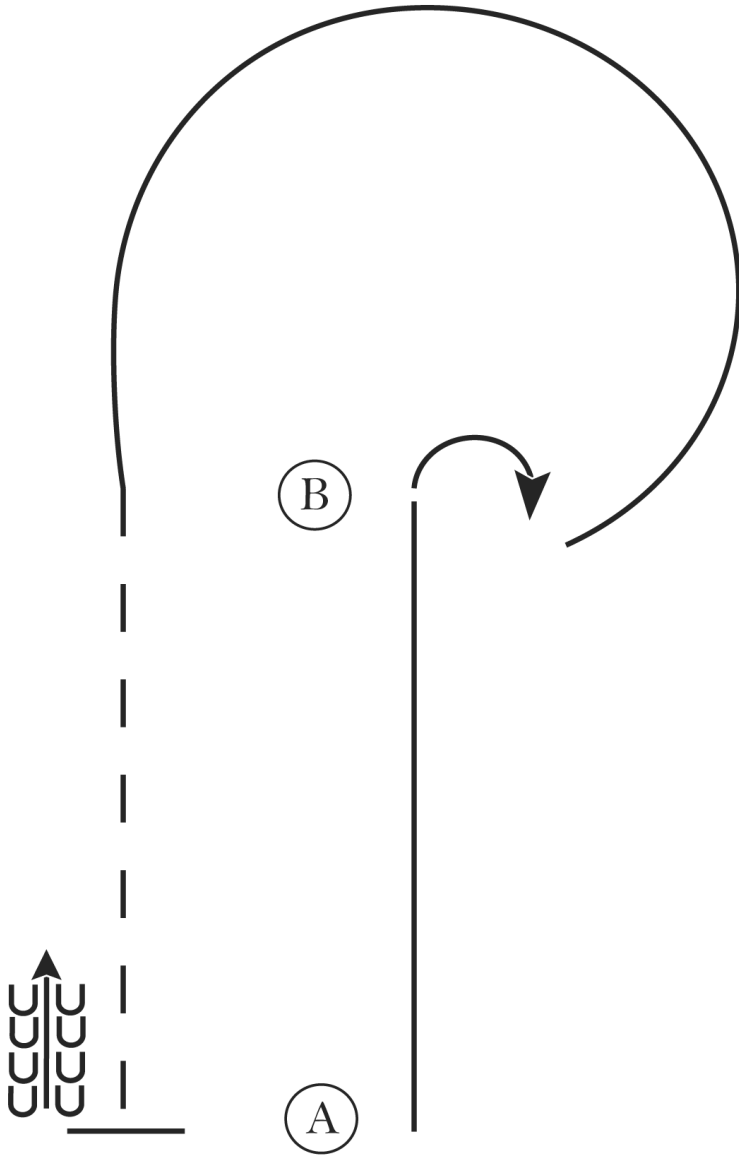
Mass Quarter Horse Spring Show

Classes 82,84,85

Show Date: May 3/4, 2025

www.HorseShowPatterns.com

www.HorseShowPatterns.com



1. Lope on the right lead A to B.
2. At B perform a 90 degree turn to the right.
3. Lope a circle to B on the left lead.
4. At B extend the jog to A.
5. At A stop and Back 4 steps.

Walk
Jog	- - - - -
Extended Jog	- - - - -
Lope	—————
Leg Yield	
Lead Change	↘
Back	←←←←← ←←←←←
Marker	(B)
Sidepass	←- - - ->

[WH/2-7]

Pattern Provided by:
Judges

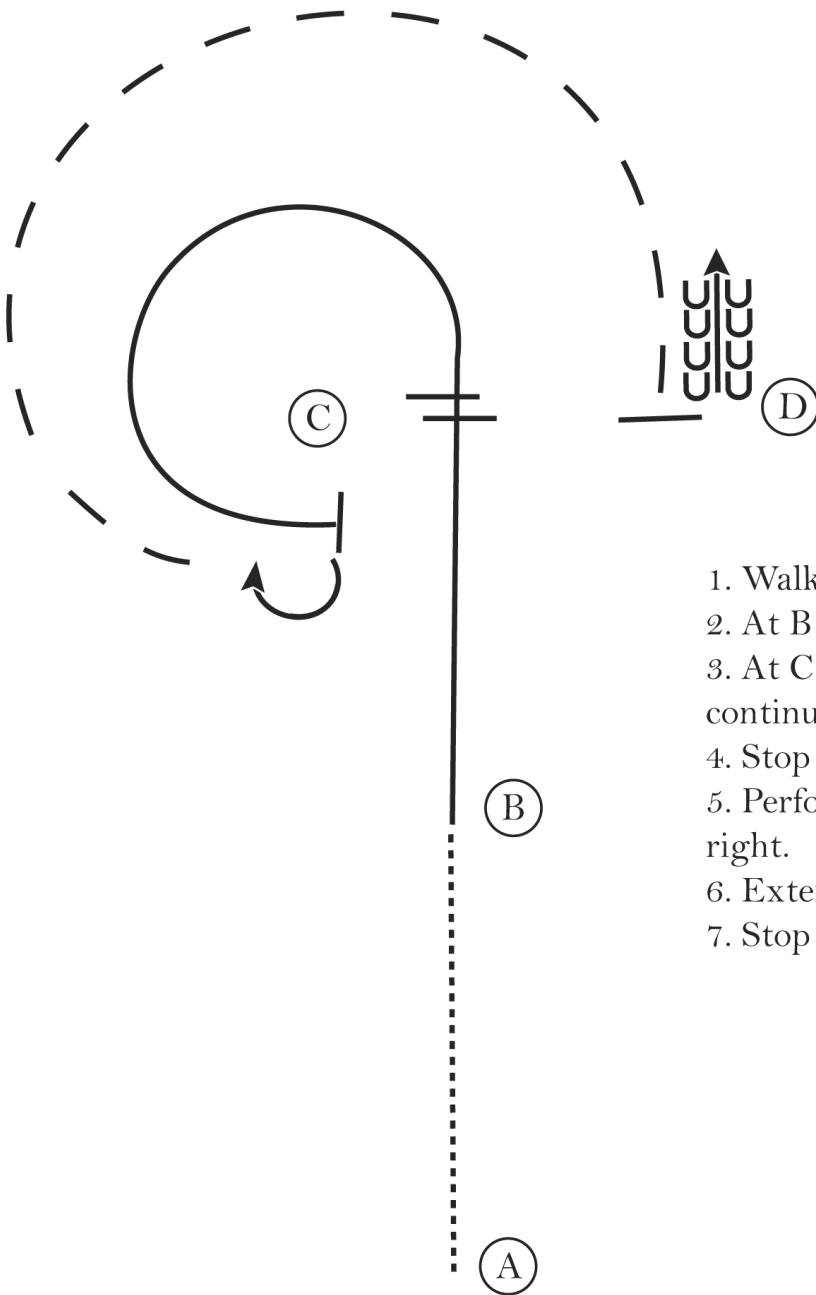
Mass Quarter Horse Spring Show

Classes 83.210,86,87,211

Show Date: May 3/4, 2025

www.HorseShowPatterns.com

www.HorseShowPatterns.com



1. Walk A to B.
2. At B lope on the right lead to C.
3. At C perform a lead change and continue on the left lead around C.
4. Stop at C.
5. Perform a 180 degree turn to the right.
6. Extend the jog around C.
7. Stop at D and back 4 steps.

Walk
Jog	- - - - -
Extended Jog	- - - - -
Lope	—————
Leg Yield	
Lead Change	↘
Back	←←←←←
Marker	⊙
Sidepass	←- - - ->

[WH/2-1]

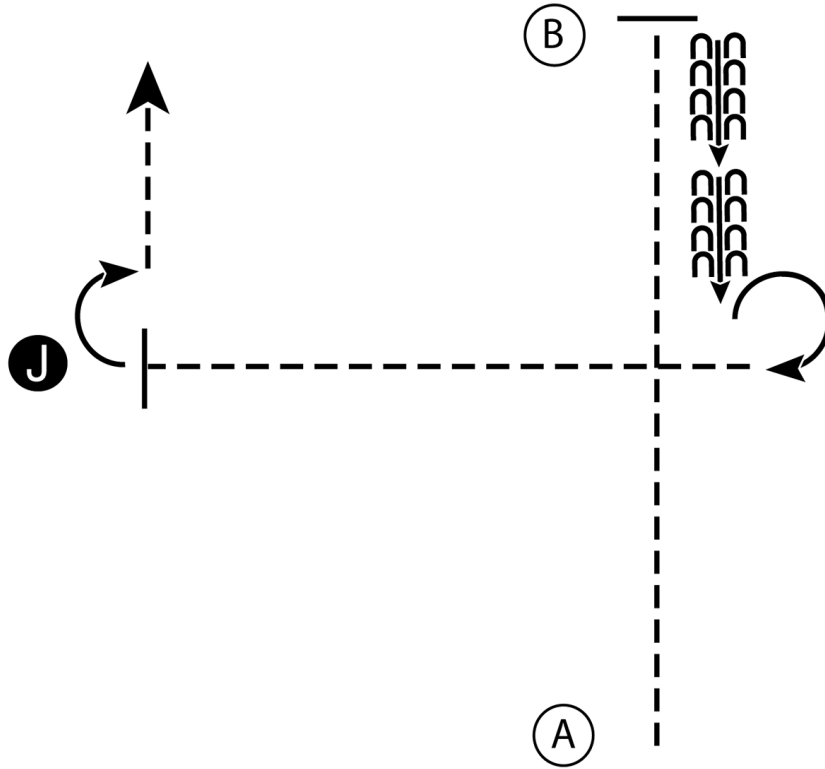
Pattern Provided by:

Judges

Mass Quarter Horse Spring Show

Classes 222,223,60,63,64

Show Date: May 3/4, 2025



1. Trot A to B
2. Stop at B and back halfway to A
3. Stop and perform a 270 degree turn
4. Trot to judge and set up for inspection
5. When dismissed perform a 90 degree turn and trot away from judge

- Walk
Trot - - - - -
Back ← C C C C C
Marker (B)
Judge (J)

[S/2-3]

Pattern Provided by:

Judges

w w w . H o r s e S h o w P a t t e r n s . c o m

w w w . H o r s e S h o w P a t t e r n s . c o m

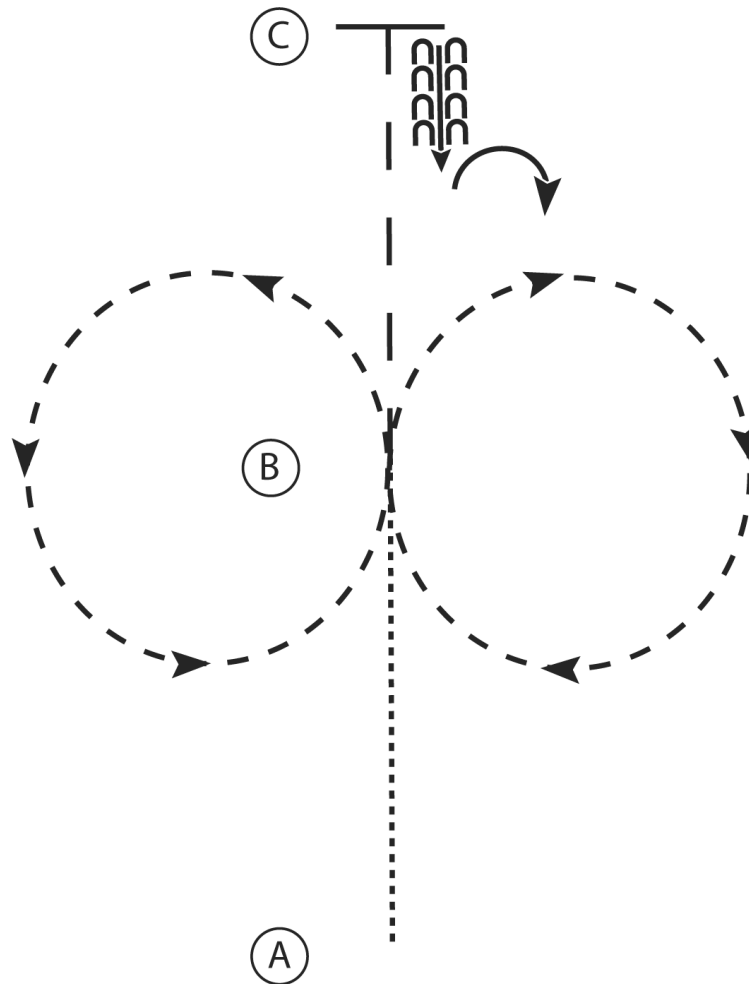
Mass Quarter Horse Spring Show

Classes 104-106,228,229

Show Date: May 3/4, 2025

w w w . H o r s e S h o w P a t t e r n s . c o m

w w w . H o r s e S h o w P a t t e r n s . c o m



1. Walk A to B
2. Sitting trot circle to the right
3. Posting trot circle to the left
4. At B extend the trot to C
5. Stop at C and back 4 steps
6. Perform a 90 degree turn to the right

Walk
Trot	- - - - -
Extended Trot	- - - - -
Canter	—————
Leg Yield	
Lead Change	— / —
Back	← ← ← ← ←
Marker	(B)
Sidepass	← - - - - →

[HSE/WT-1]

Pattern Provided by:

Judges

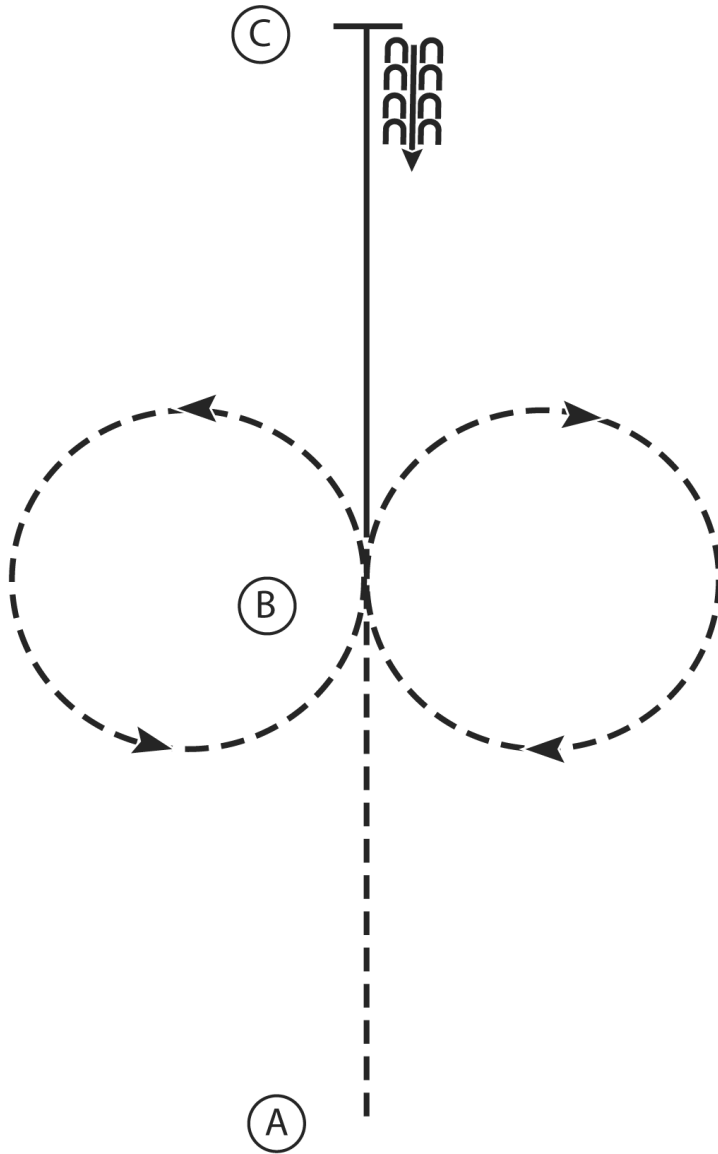
Mass Quarter Horse Spring Show

Classes 107109,110

Show Date: May 3/4, 2025

w w w . H o r s e S h o w P a t t e r n s . c o m

w w w . H o r s e S h o w P a t t e r n s . c o m



1. Sitting trot A to B
2. At B posting trot circle to the right
3. At B posting trot circle to the left
4. At B canter on the left lead to C
5. At C stop and back 4 steps

Walk
Trot	-----
Extended Trot	- - - - -
Canter	—————
Leg Yield	
Lead Change	↘ /
Back	← C C C C
Marker	⊙ B
Sidepass	← - - - - →

[HSE/1-6]

Pattern Provided by:

Judges

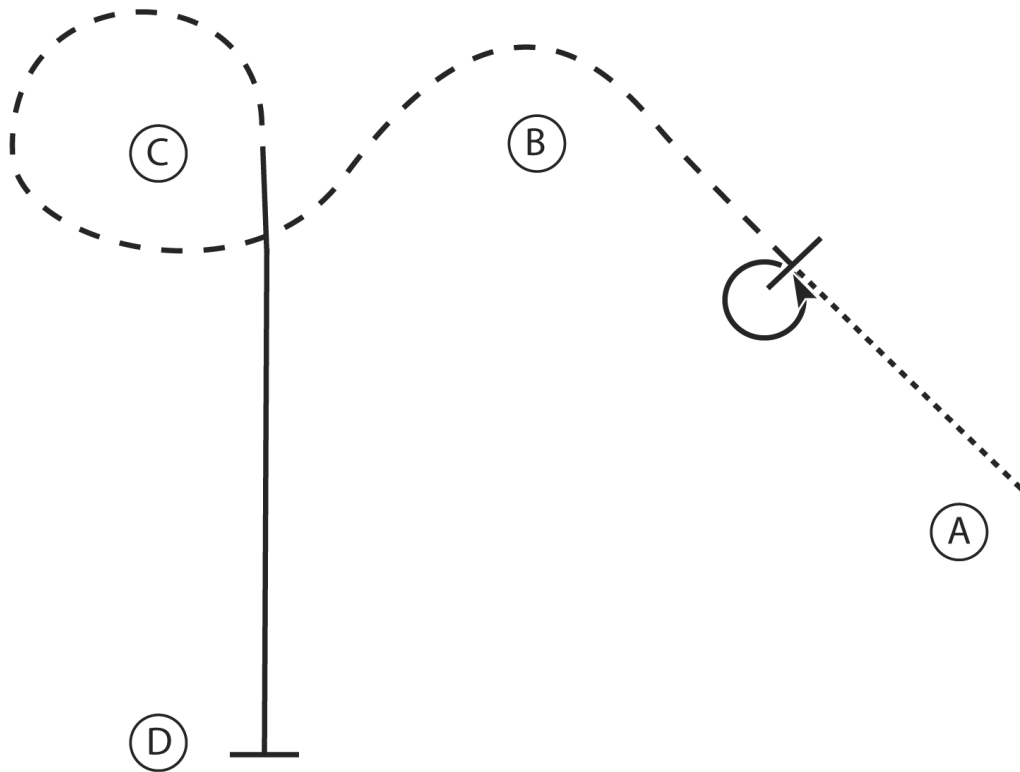
Mass Quarter Horse Spring Show

Classes 108,111,112,230,231

Show Date: May 3/4, 2025

w w w . H o r s e S h o w P a t t e r n s . c o m

w w w . H o r s e S h o w P a t t e r n s . c o m



1. At A walk halfway to B
2. Stop and perform a 360 degree turn to the left on the hindquarters
3. Posting trot to and around B and in a circle around C, performing proper change of diagonal
4. At C canter to D on the right lead
5. Stop at D

Walk
Trot	-----
Extended Trot	-----
Canter	—————
Leg Yield	
Lead Change	↖ ↗
Back	←←←←
Marker	⊙
Sidepass	←-----→

[HSE/2-1]

Pattern Provided by:

Judges