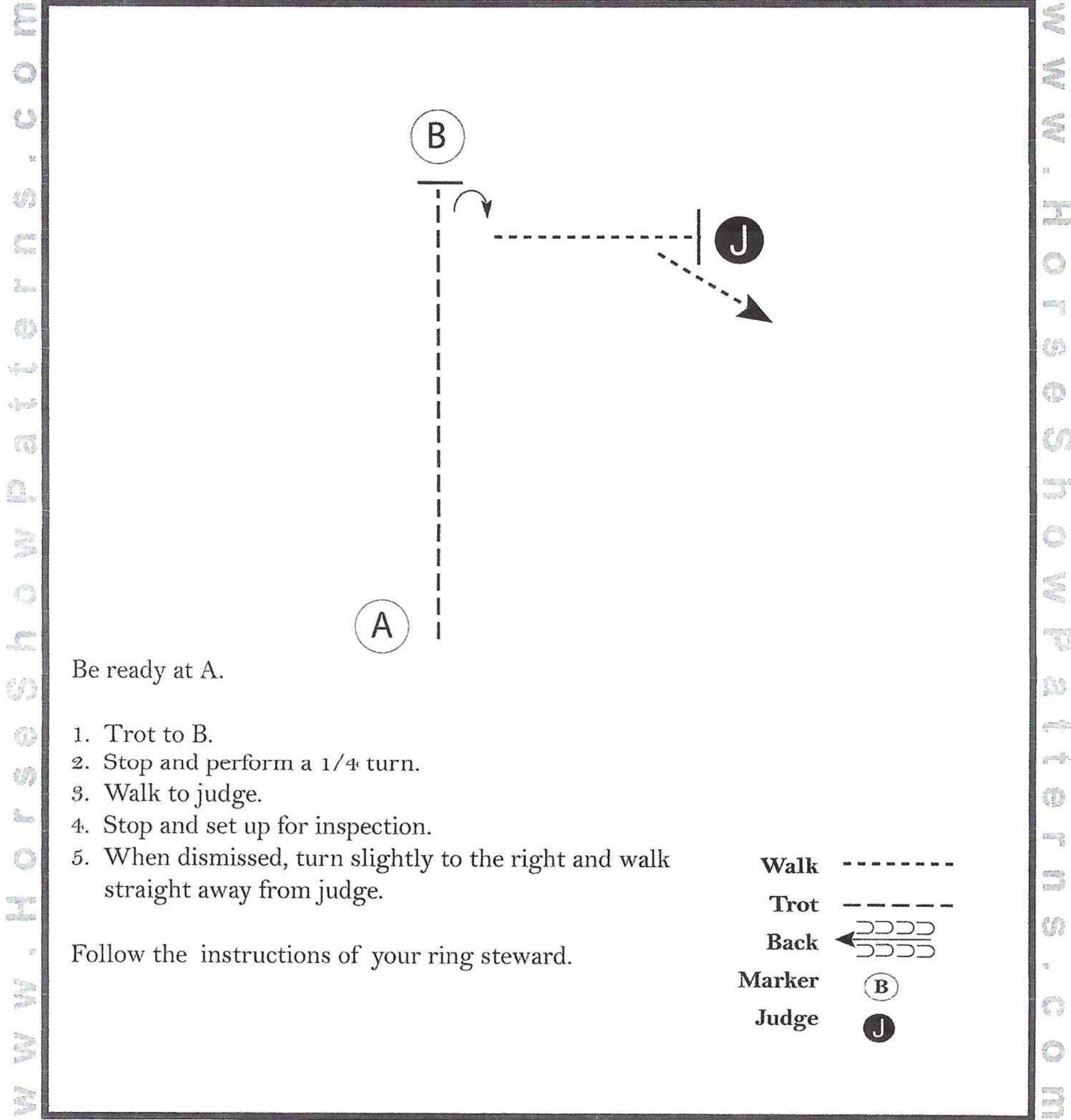


MassQHA AQHA Spring Show

Showmanship (Small Fry)

Show Date: _____



Be ready at A.

1. Trot to B.
2. Stop and perform a 1/4 turn.
3. Walk to judge.
4. Stop and set up for inspection.
5. When dismissed, turn slightly to the right and walk straight away from judge.

Follow the instructions of your ring steward.

Walk
Trot	-----
Back	←.....
Marker	ⓑ
Judge	ⓐ

[SWT-52]

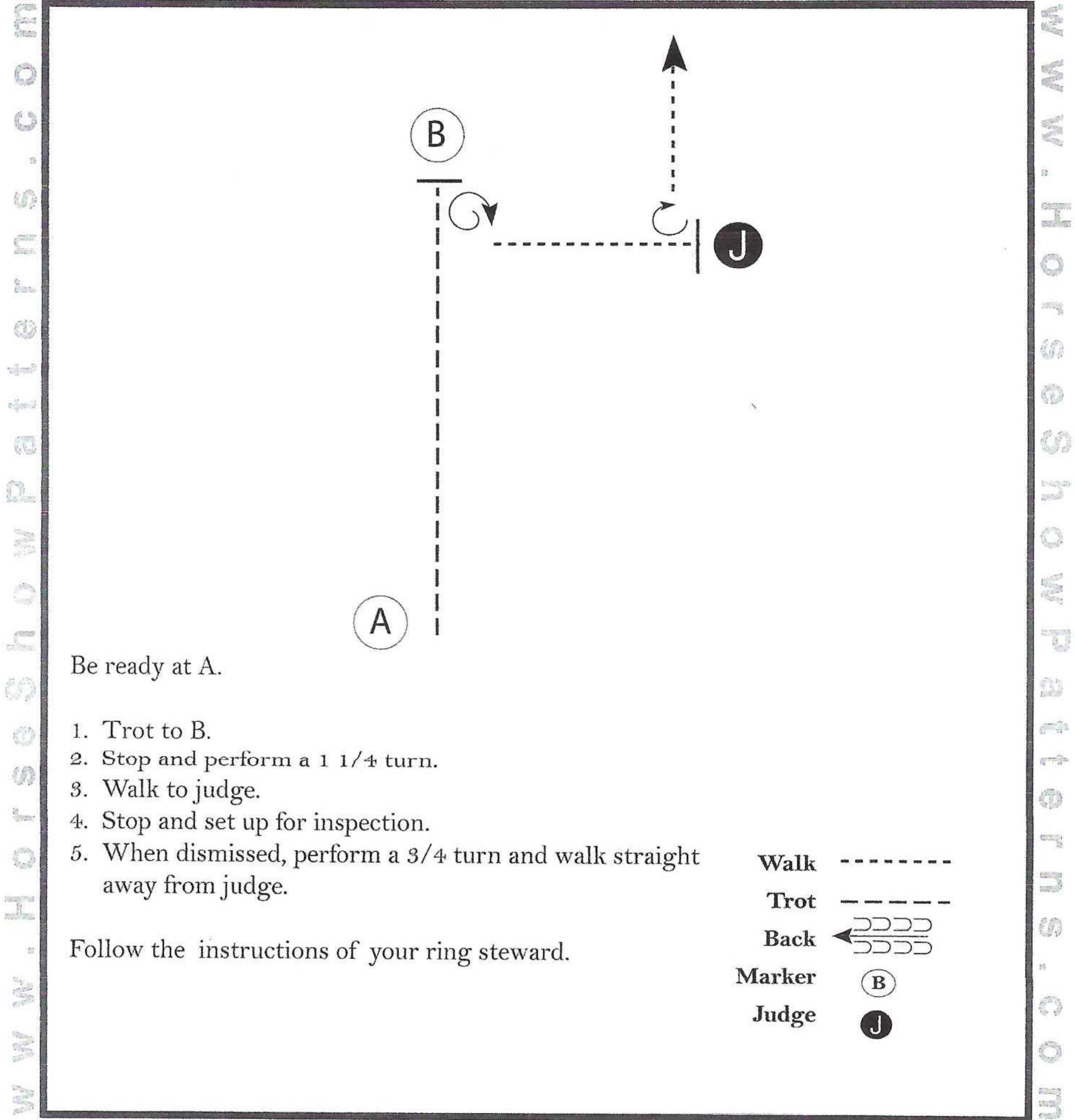
Pattern Provided by:

Go #1

MassQHA AQHA Spring Show

Showmanship (Level 1 - Youth - Amateur)

Show Date: _____



[S/2-52]

Pattern Provided by:

Go #1

MassQHA AQHA Spring Show

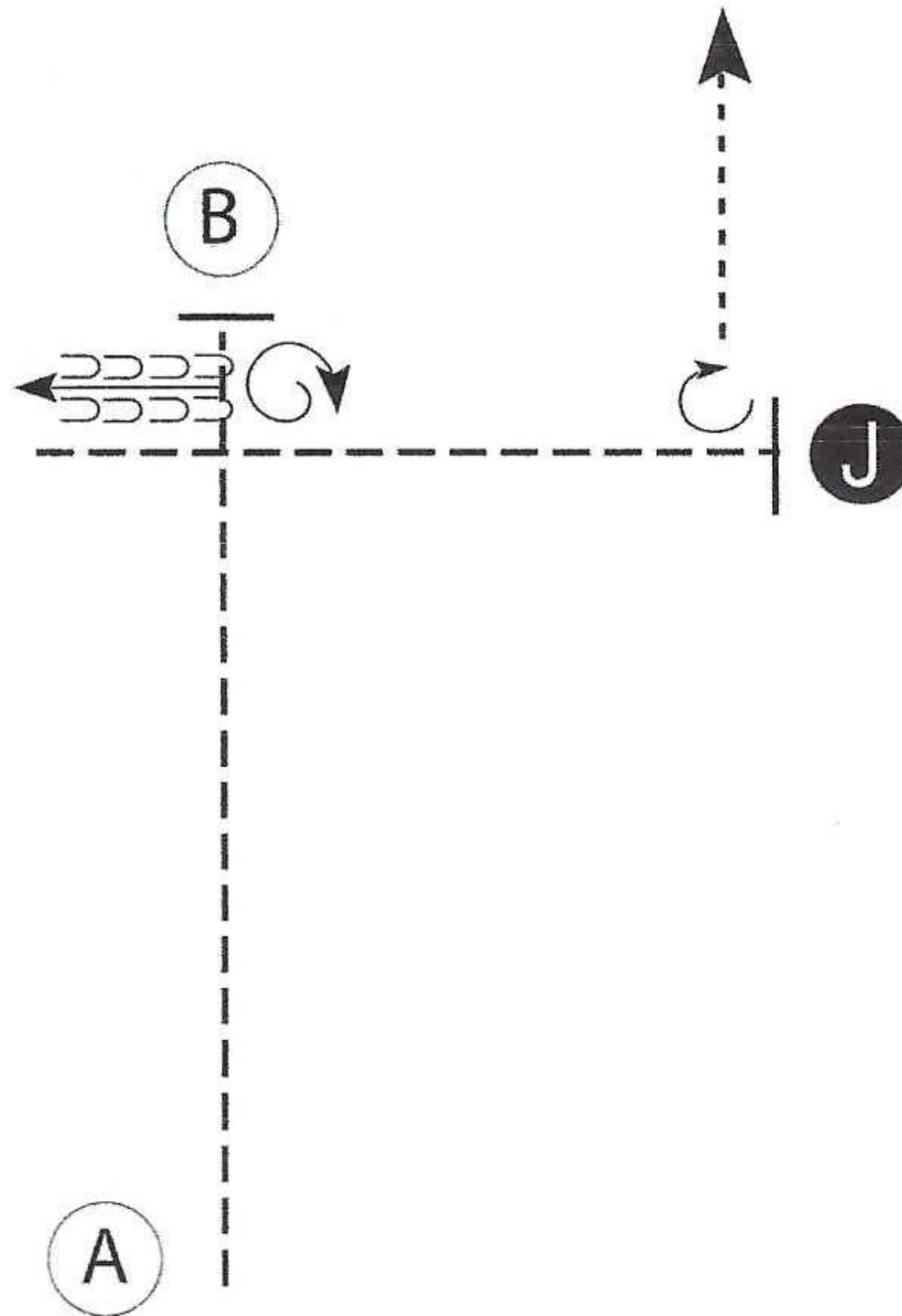
Showmanship (Youth

Amateur & Select)

Show Date: .

W W W . H O R S E S H O W P A T T E R N S . C O M

W W W . H O R S E S H O W P A T T E R N S . C O M



Be ready at A.

1. Trot to B.
2. Stop and perform a 1 1/4 turn.
3. Back approximately one horse length.
4. Trot to judge.
5. Stop and set up for inspection.
6. When dismissed, perform a 3/4 turn and walk straight away from judge.

Follow the instructions of your ring steward.

Walk	-----
Trot	- - - - -
Back	← ㄩ ㄩ ㄩ ㄩ ㄩ ㄩ
Marker	⊙ B
Judge	● J

[S/3-52]

Pattern Provided by:

GO #1

Horsemanship (Walk Trot)

Show Date:

www.HorseShowPatterns.com

www.HorseShowPatterns.com



Be ready at A.

1. Walk from A to B.
2. Stop past B and execute a 270 degree turn to the right.
3. Jog from B around C.
4. Extend the jog from C to D.
5. Stop at D and back one horse length.

Please exit at a jog.

Walk	-----
Jog	- - - - -
Extended Jog	-----
Lope	—————
Leg Yield	
Lead Change	—/—
Back	←←←←←
Marker	(B)
Sidepass	←-----→

[WH/WT-23]

Pattern Provided by:

The Judges

Horsemanship (Level 1 Youth & Amateur)

Show Date:

www.HorseShowPatterns.com

www.HorseShowPatterns.com



Be ready at A.

1. Extended jog from A to B.
2. Stop past B and execute a 270 degree turn to the right.
3. Jog from B around C.
4. Lope on the left lead from C to D.
5. Stop at D and back one horse length.

Please exit at a jog.

Walk	-----
Jog	- - - - -
Extended Jog	-----
Lope	—————
Leg Yield	
Lead Change	— / —
Back	← ← ← ← ←
Marker	Ⓚ
Sidepass	← — — — — →

[WH/1-23]

Pattern Provided by:

The Judges

Horsemanship (Youth, Select, Amateur)

Show Date: .

www.HorseShowPatterns.com

www.HorseShowPatterns.com

Be ready at A.

1. Lope on the right lead from A to B.
2. Stop past B and execute a 270 degree turn to the right.
3. Jog from B around C.
4. Lope on the left lead from C to D.
5. Stop at D and back one horse length.

Please exit at a jog.

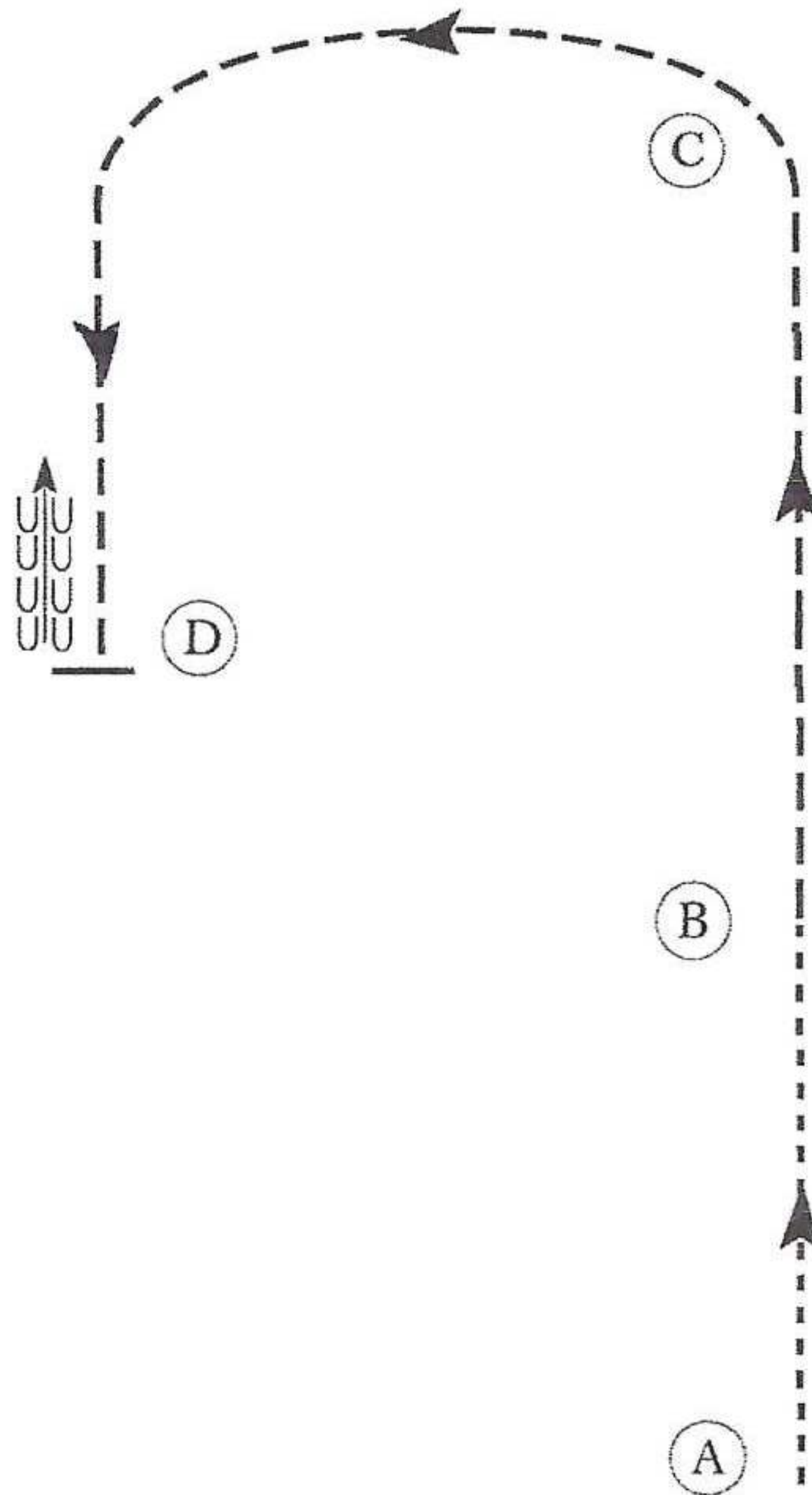
Walk
Jog	-----
Extended Jog	- - - - -
Lope	—————
Leg Yield	
Lead Change	///
Back	← U U U U
Marker	ⓑ
Sidepass	← - - - - →

[WH/2-23]

Pattern Provided by:
The Judges

Hunt Seat Equitation (Walk Trot)

Show Date:



Be ready at A.

1. Walk from A to B.
2. Posting trot on the right diagonal from B to C.
3. At C, change diagonals and trot to D.
4. Stop and back approximately one horse length at D.

Exit at a sitting trot.

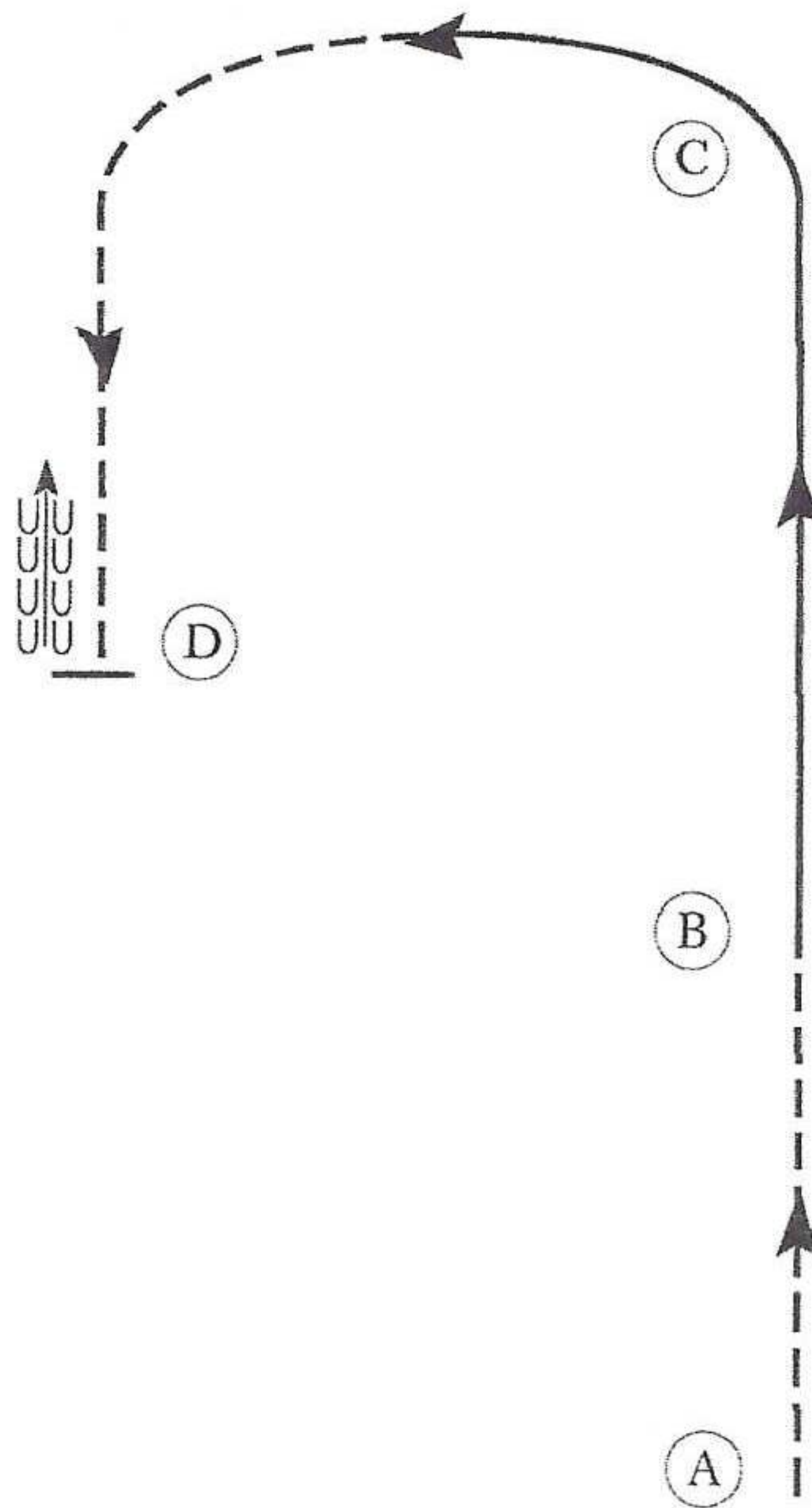
Walk	-----
Trot	- - - - -
Extended Trot	— — — — —
Canter	—————
Leg Yield	
Lead Change	↘
Back	←←←←←
Marker	(B)
Sidepass	←←←←←
Hand Gallop	—————

[HSE/WT-22]

Pattern Provided by:

Hunt Seat Equitation (All Novice)

Show Date:



Be ready at A.

1. Posting trot on the left diagonal from A to B.
2. At B, canter on the left lead.
3. At the top of the arc, transition to the posting trot to D.
4. Stop and back approximately one horse length at D.

Exit at a sitting trot.

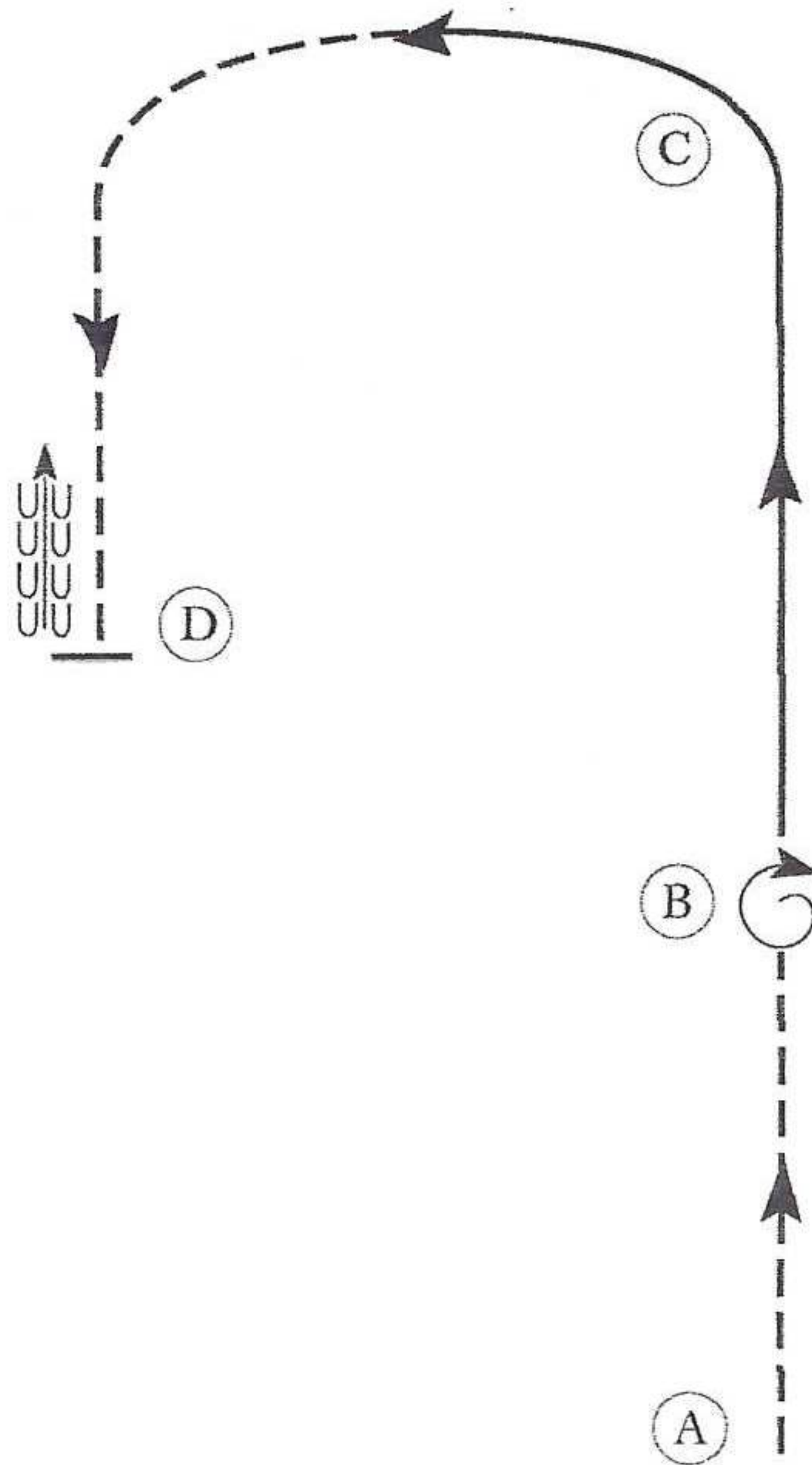
Walk	-----
Trot	- - - - -
Extended Trot	— — — — —
Canter	—————
Leg Yield	
Lead Change	↙
Back	← u u u u
Marker	(B)
Sidepass	← - - - - ←
Hand Gallop	— — — — —

[HSE/1-22]

Pattern Provided by:

Hunt Seat Equitation (All Youth, Amateur, Select)

Show Date:



Be ready at A.

1. Posting trot on the left diagonal from A to B.
2. Stop at B and turn on the forehand 360 degrees to the right.
3. At B, canter on the right lead.
4. At the top of the arc, transition to the posting trot to D.
5. Stop and back approximately one horse length at D.

Exit at a sitting trot.

Walk	-----
Trot	- - - - -
Extended Trot	— — — — —
Canter	—————
Leg Yield	
Lead Change	↘
Back	←←←←←
Marker	(B)
Sidepass	←←←←←
Hand Gallop	—————

[HSE/2-22]

Pattern Provided by: