

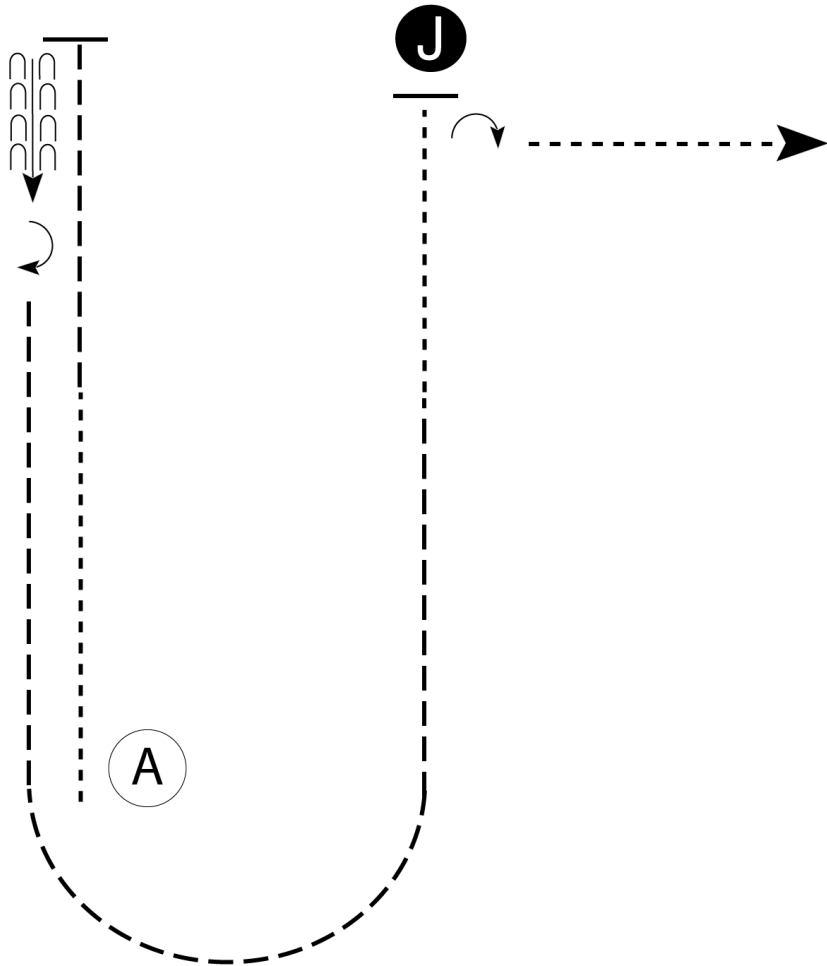
# Spring Show

## L1 Showmanship

Show Date:

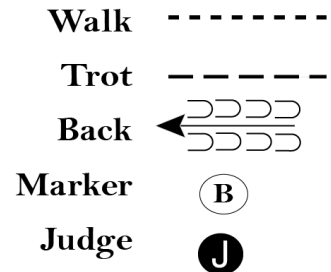
w w w . H o r s e S h o w P a t t e r n s . c o m

w w w . H o r s e S h o w P a t t e r n s . c o m



Be ready at A.

1. Walk halfway from A to judge.
  2. Trot until even with judge.
  3. Stop and back approximately two horse lengths.
  4. Perform a 180 degree turn.
  5. Trot to and around A and halfway to judge.
  6. Walk to judge.
  7. Stop and set up for inspection.
  8. When dismissed, perform a 90 degree turn.
  9. Walk straight away from judge.
- Follow the instructions of your ring steward.



[S/1-77]

Pattern Provided by:

*The Judges*

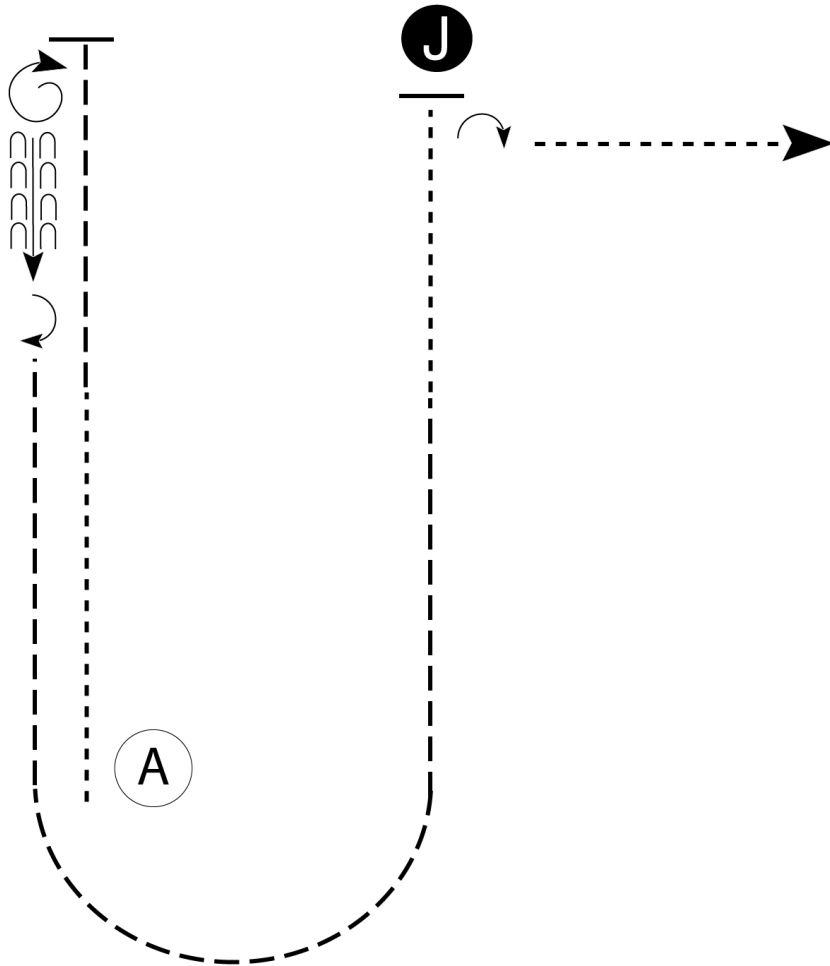
# Spring Show

## Youth/Amateur/Select/All Breed Yth/Adult Showmanship

Show Date:

W W W . H O R S E S H O W P A T T E R N S . C O M

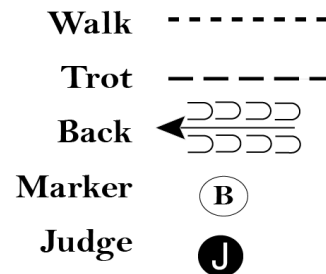
W W W . H O R S E S H O W P A T T E R N S . C O M



Be ready at A.

1. Walk halfway from A to Judge.
2. Trot until even with judge.
3. Stop and perform a 360 degree turn.
4. Back approximately two horse lengths.
5. Perform a 180 degree turn.
6. Trot to and around A and halfway to judge.
7. Walk to judge.
8. Stop and set up for inspection.
9. When dismissed, perform a 90 degree turn.
10. Walk straight away from judge.

Follow the instructions of your ring steward.



[S/2-77]

Pattern Provided by:

*The Judges*

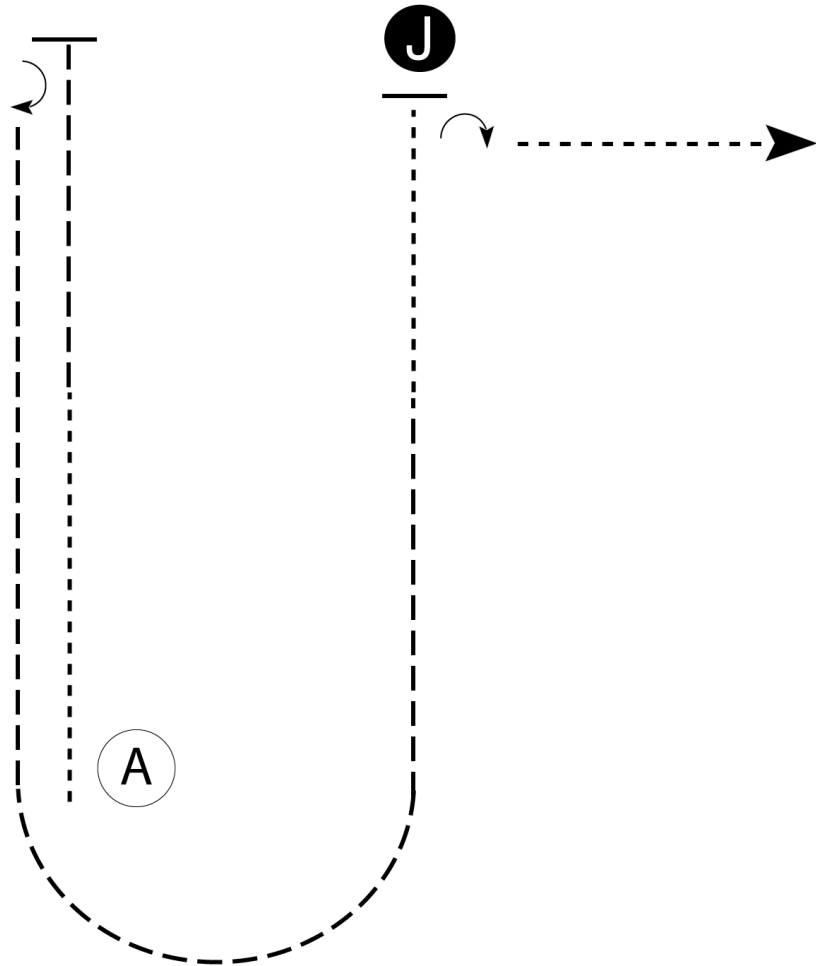
# Spring Show

## All Breed Small Fry Showmanship

Show Date:

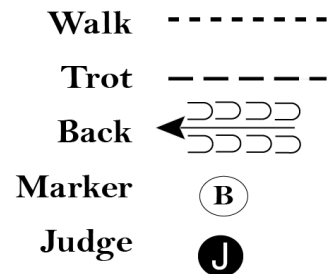
w w w . H o r s e S h o w P a t t e r n s . c o m

w w w . H o r s e S h o w P a t t e r n s . c o m



Be ready at A.

1. Walk halfway from A to judge.
  2. Trot until even with judge.
  3. Stop and perform a 180 degree turn.
  4. Trot to and around A and halfway to judge.
  5. Walk to judge.
  6. Stop and set up for inspection.
  7. When dismissed, perform a 90 degree turn.
  8. Walk straight away from judge.
- Follow the instructions of your ring steward.



[S/WT-77]

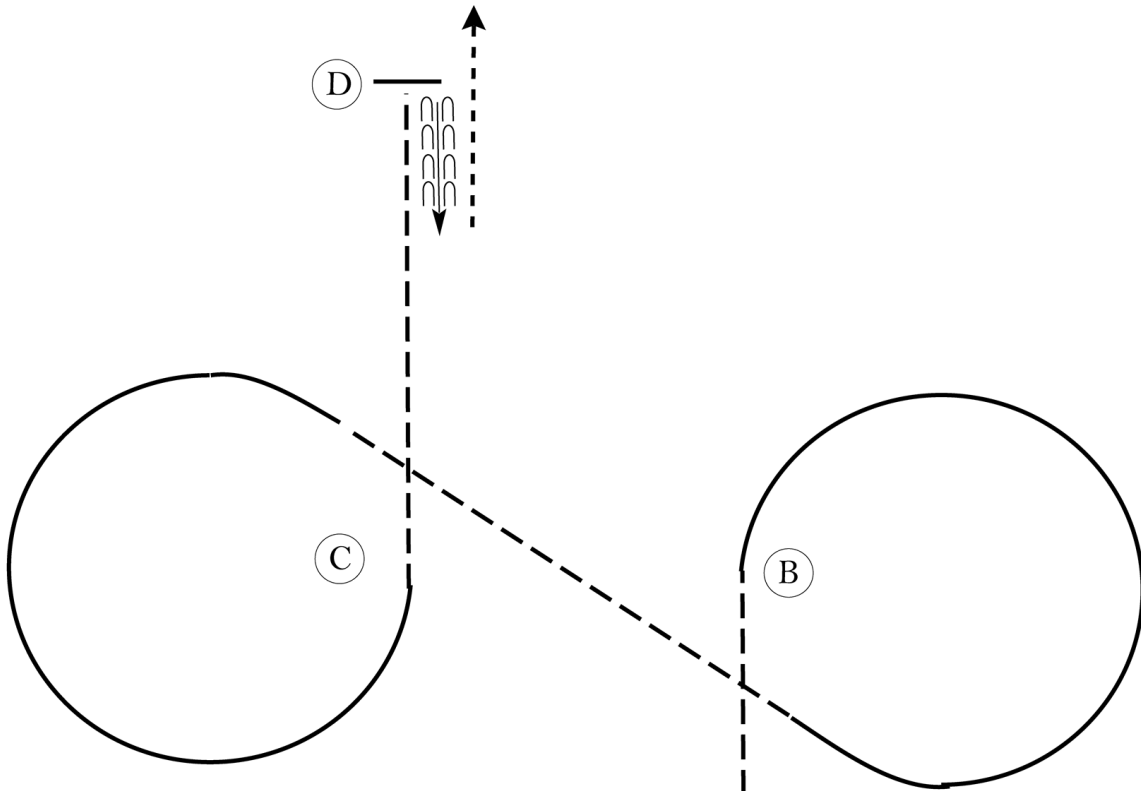
Pattern Provided by:

*The Judges*

# Spring Show

## L1 Equitation

Show Date:



Be ready before A.

1. Walk to A.
2. Posting trot on the left diagonal to B.
3. At B, canter a circle to the right.
4. When even with B, sitting trot to C.
5. At C, canter a circle to the left.
6. Posting trot on the right diagonal from C to D.
7. Stop at D and back approximately one horse length.

Exit at a walk.

Follow the instructions of your ring steward.

Walk	-----
Trot	- - - - -
Extended Trot	-----
Canter	-----
Leg Yield	
Lead Change	↙ ↘
Back	← ← ← ← ←
Marker	⊙
Sidepass	← →
Hand Gallop	-----

[HSE/1-41]

Pattern Provided by:

*The Judges*

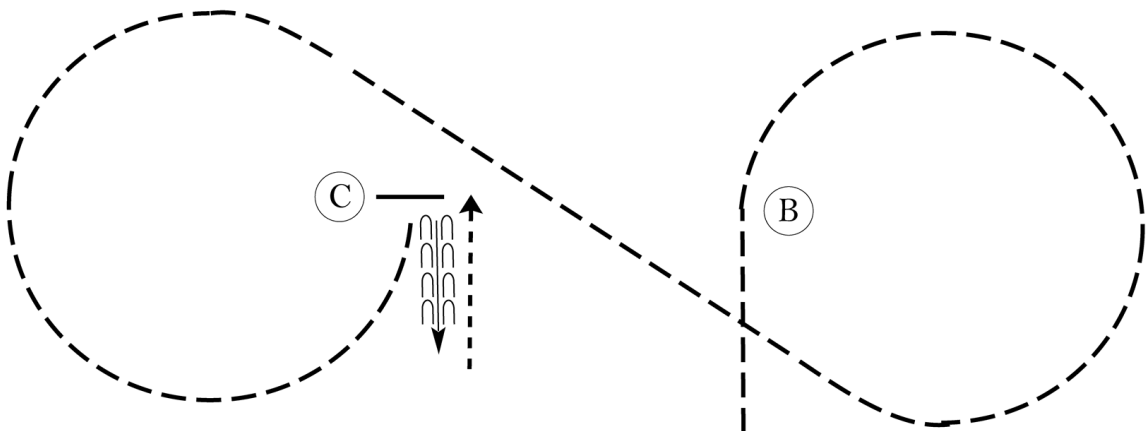
w w w . H o r s e S h o w P a t t e r n s . c o m

w w w . H o r s e S h o w P a t t e r n s . c o m

# Spring Show

## Small Fry/L1 WT/All Breed WT Equitation

Show Date:



Be ready before A.

1. Walk to A.
2. Sitting trot to B.
3. At B, trot a circle to the right on the left diagonal.
4. When halfway to C, change diagonals.
5. Posting trot on the right diagonal to and around C.
6. Stop at C and back approximately one horse length.

Exit at a walk.

Follow the instructions of your ring steward.

Walk	-----
Trot	- - - - -
Extended Trot	— — — — —
Canter	— — — — —
Leg Yield	
Lead Change	— / —
Back	← ← ← ← ←
Marker	(B)
Sidepass	← — — — — →
Hand Gallop	— — — — —

[HSE/WT-41]

Pattern Provided by:

*The Judges*

w w w . H o r s e S h o w P a t t e r n s . c o m

w w w . H o r s e S h o w P a t t e r n s . c o m

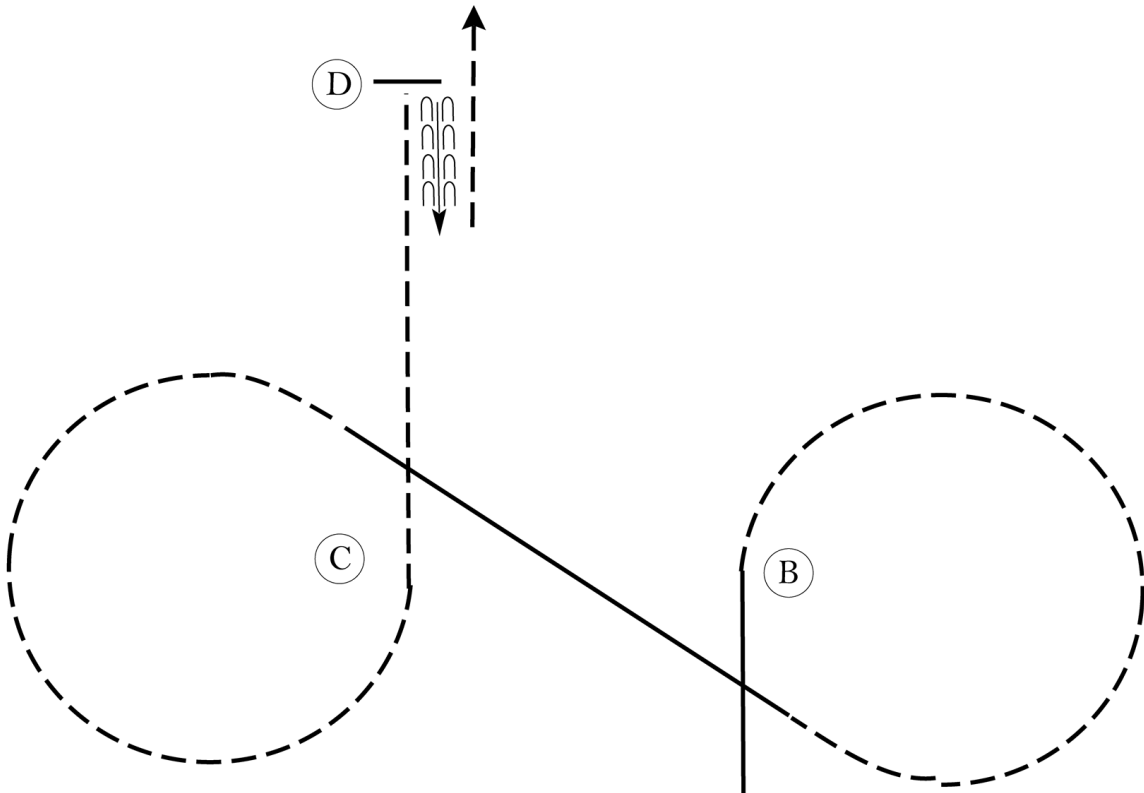
# Spring Show

## Youth/Amateur/Select/All Breed Yth/Adult Equitation

Show Date:

www.HorseShowPatterns.com

www.HorseShowPatterns.com



Be ready before A.

1. Walk to A.
2. Canter on the right lead to B.
3. Posting trot a circle to the right on the left diagonal.
4. When even with B, canter on the left lead to C.
5. At C, posting trot a circle to the left on the right diagonal.
6. Sitting trot from C to D.
7. Stop at D and back approximately one horse length.

Exit at a sitting trot.

Follow the instructions of your ring steward.

Walk	-----
Trot	- - - - -
Extended Trot	-----
Canter	-----
Leg Yield	
Lead Change	↘ ↙
Back	← ← ← ← ←
Marker	(B)
Sidepass	← ← ← ← ←
Hand Gallop	-----

[HSE/2-41]

Pattern Provided by:

*The Judges*

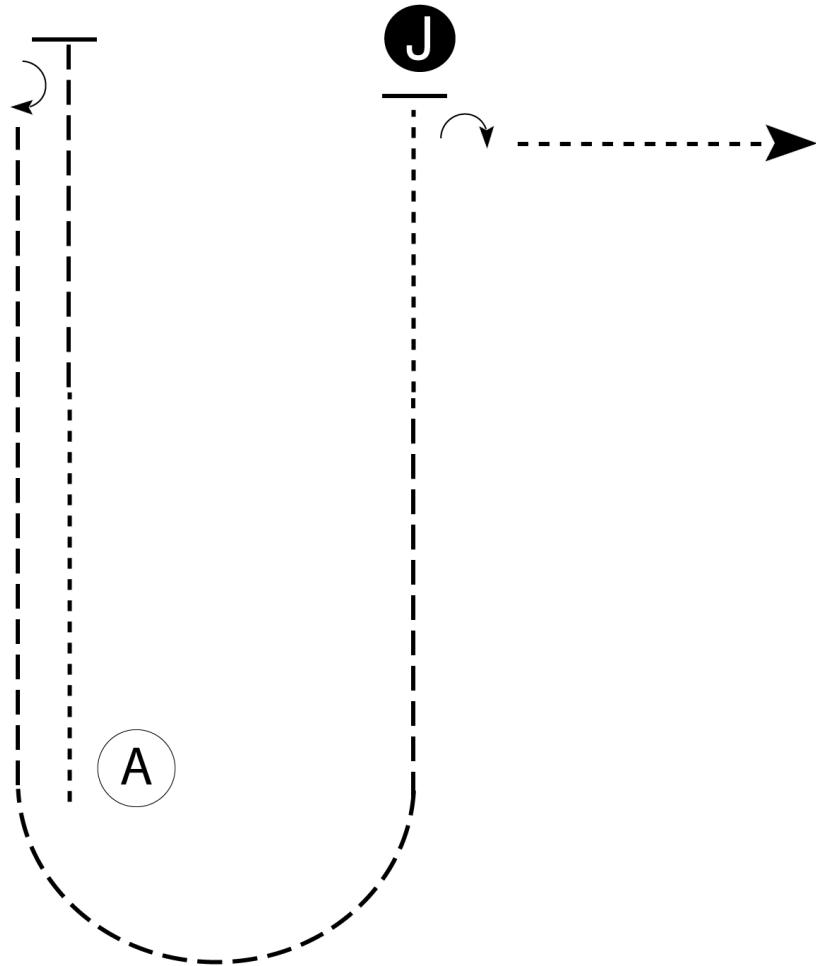
# Spring Show

## All Breed Small Fry Showmanship

Show Date:

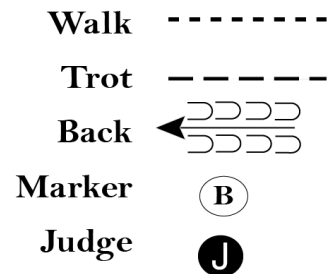
w w w . H o r s e S h o w P a t t e r n s . c o m

w w w . H o r s e S h o w P a t t e r n s . c o m



Be ready at A.

1. Walk halfway from A to judge.
  2. Trot until even with judge.
  3. Stop and perform a 180 degree turn.
  4. Trot to and around A and halfway to judge.
  5. Walk to judge.
  6. Stop and set up for inspection.
  7. When dismissed, perform a 90 degree turn.
  8. Walk straight away from judge.
- Follow the instructions of your ring steward.



[S/WT-77]

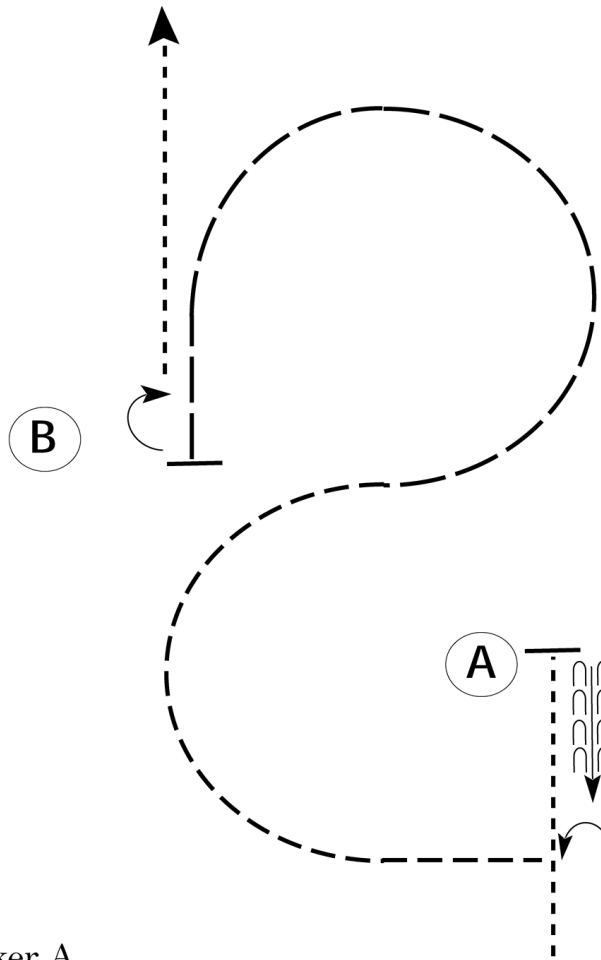
Pattern Provided by:

*The Judges*

# Spring Show

## Small Fry/All WT Horsemanship

Show Date:



Be ready before marker A.

1. Walk to A.
2. Stop and back approximately one horse length.
3. Execute a 1/4 turn to the left and jog a half circle.
4. Extend the jog to B.
5. Stop at B and execute a 1/2 turn to the right.
6. Walk to exit.

Follow the instructions of your ring steward.

Walk	-----
Jog	- - - - -
Extended Jog	- - - - -
Lope	—————
Leg Yield	
Lead Change	— / —
Back	← — — — — — — — — —
Marker	ⓑ
Sidepass	← — — — — →

[WH/WT-68]

Pattern Provided by:

*The Judges*

w w w . H o r s e S h o w P a t t e r n s . c o m

w w w . H o r s e S h o w P a t t e r n s . c o m



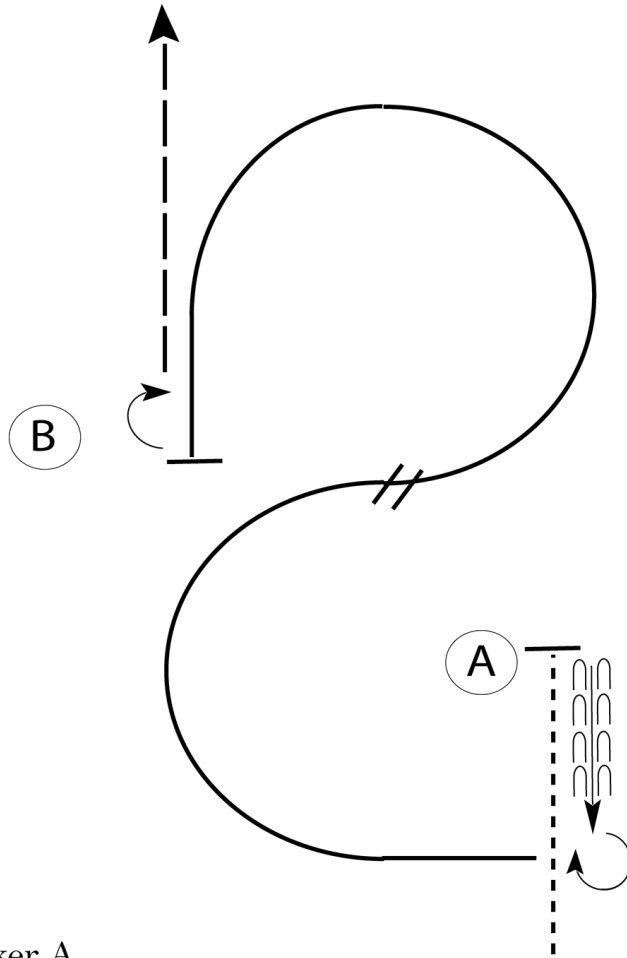
# Spring Show

## Youth/Amateur/Select/All Breed Horsemanship

Show Date:

w w w . H o r s e S h o w P a t t e r n s . c o m

w w w . H o r s e S h o w P a t t e r n s . c o m



Be ready before marker A.

1. Walk to A.
2. Stop and back approximately one horse length.
3. Execute a 3/4 turn to the right and lope on the right lead.
4. Perform a simple lead change and lope on the left lead to B.
5. Stop at B and execute a 1/2 turn to the right.
6. Jog to exit.

Follow the instructions of your ring steward.

Walk	-----
Jog	- - - - -
Extended Jog	- - - - -
Lope	—————
Leg Yield	
Lead Change	↘ ↙
Back	← ← ←
Marker	(B)
Sidepass	←-----→

[WH/2-68]

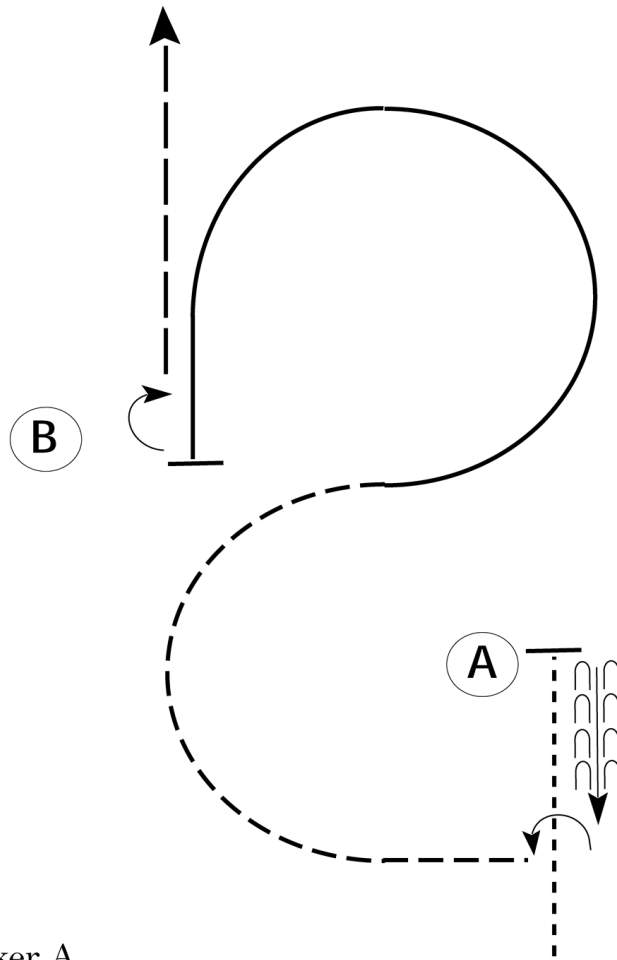
Pattern Provided by:

*The Judges*

# Spring Show

## L1 Horsemanship

Show Date:



Be ready before marker A.

1. Walk to A.
2. Stop and back approximately one horse length.
3. Execute a 1/4 turn to the left and jog a half circle.
4. Lope on the left lead to B.
5. Stop at B and execute a 1/2 turn to the right.
6. Extend the jog to exit.

Follow the instructions of your ring steward.

Walk	-----
Jog	- - - - -
Extended Jog	- - - - -
Lope	—————
Leg Yield	
Lead Change	— / —
Back	← — — — — — — — — —
Marker	ⓑ
Sidepass	← — — — — →

[WH/1-68]

Pattern Provided by:

*The Judges*

w w w . H o r s e S h o w P a t t e r n s . c o m

w w w . H o r s e S h o w P a t t e r n s . c o m