

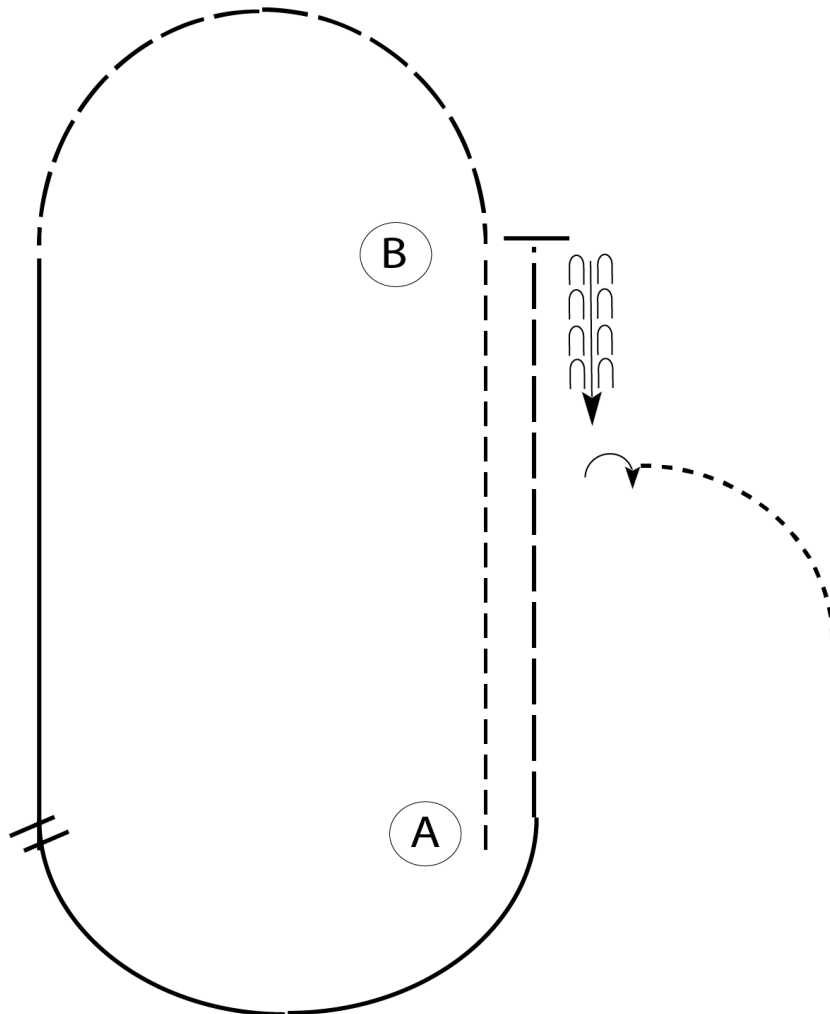
MassQHA

Horsemanship (Level 1 Youth,AM,Select/ All Breed Yth,Adult)

Show Date: 5/4-5/23

w w w . H o r s e S h o w P a t t e r n s . c o m

w w w . H o r s e S h o w P a t t e r n s . c o m



Be ready at A.

1. Jog from A to B.
2. Extend the jog in a half circle.
3. Lope on the right lead until even with A.
4. Perform a simple lead change.
5. Lope on the left lead until even with A.
6. Extend the jog to B.
7. Stop, back one horse length and perform a 90 degree turn to the right.
8. Pattern is complete. Exit at the walk

Walk	-----
Jog	- - - - -
Extended Jog	— — — —
Lope	— — — —
Lead Change	⌘
Back	←
Marker	ⓑ

[WH/2-109]

Pattern Provided by:

Judges

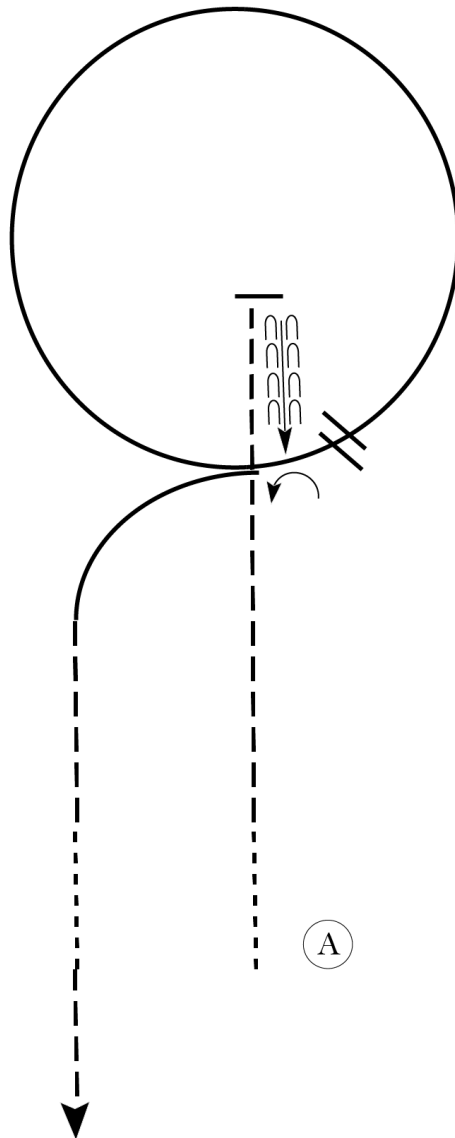
MassQHA

Hunt Seat Equitation (Level 1 Youth,AM,Select/ All Breed Yth,Adult)

Show Date: 5/4-5/23

w w w . H o r s e S h o w P a t t e r n s . c o m

w w w . H o r s e S h o w P a t t e r n s . c o m



Be ready at A.

1. Walk two horse lengths then posting trot on the left diagonal past the center of the arena.
2. Stop and back approximately two horse lengths.
3. Perform a 90 degree turn on the forehand to the left.
4. Canter a circle on the right lead.
5. Perform a simple or flying lead change.
6. Canter on the left lead.
7. Posting trot on the right diagonal then walk two horse lengths. Pattern is complete, exit at a sitting trot.

Walk	-----
Trot	- - - - -
Extended Trot	- - - - -
Canter	—————
Leg Yield	
Lead Change	↘
Back	←←←←←
Marker	ⓑ
Sidepass	←- - - -→
Hand Gallop	—————

[HSE/2-82]

Pattern Provided by:

Judges

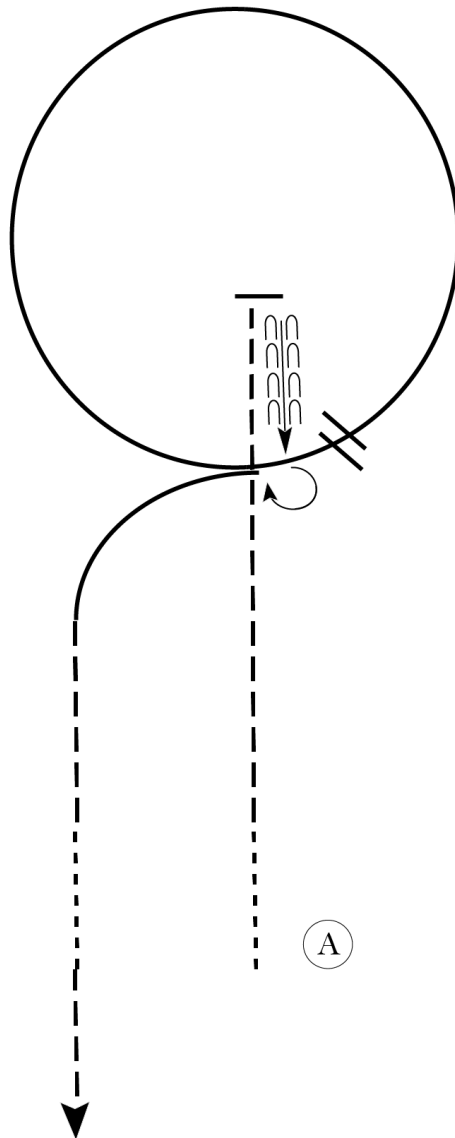
MassQHA

Hunt Seat Equitation (Youth, AM, Select)

Show Date: 5/4-5/23

W W W . H O R S E S H O W P A T T E R N S . C O M

W W W . H O R S E S H O W P A T T E R N S . C O M



Be ready at A.

1. Walk two horse lengths then posting trot on the left diagonal past the center of the arena.
2. Stop and back approximately two horse lengths.
3. Perform a 270 degree turn on the forehand to the right.
4. Canter a circle on the right lead.
5. Perform a simple or flying lead change.
6. Canter on the left lead.
7. Posting trot on the right diagonal then walk two horse lengths. Pattern is complete, exit at a sitting trot.

Walk	-----
Trot	- - - - -
Extended Trot	- - - - -
Canter	—————
Leg Yield	
Lead Change	↘ ↙
Back	← ← ← ← ←
Marker	ⓑ
Sidepass	← - - - - →
Hand Gallop	—————

[HSE/3-82]

Pattern Provided by:

Judges

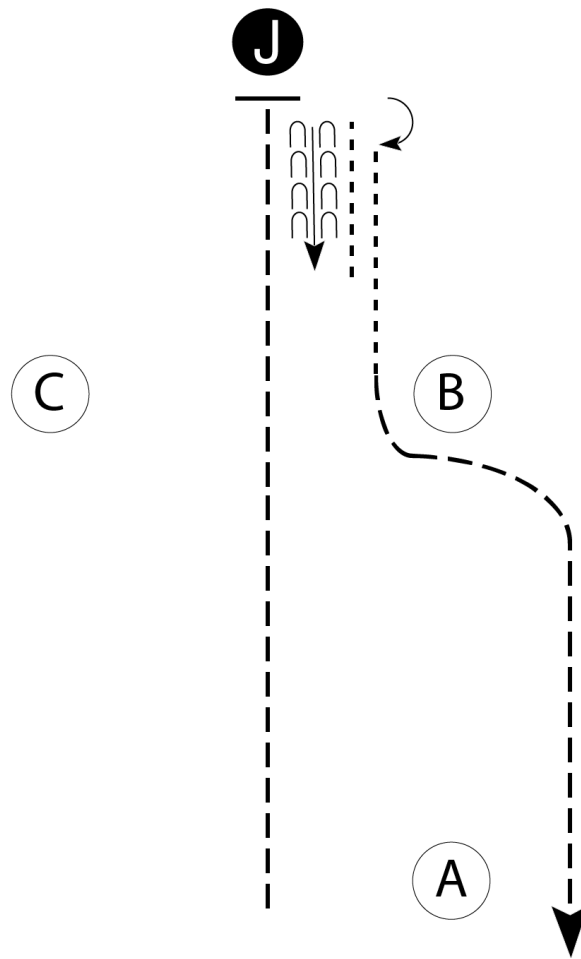
MassQHA

Showmanship (Small Fry)

Show Date: 5/4-5/23

w w w . H o r s e S h o w P a t t e r n s . c o m

w w w . H o r s e S h o w P a t t e r n s . c o m



Be ready at A.

1. Trot to Judge.
2. Stop and back 5 steps then walk to Judge.
3. Set up for Inspection.
4. When dismissed, perform a 180 degree turn.
5. Walk through cones.
6. Trot left, as shown to exit.
7. Pattern is complete once you pass start cone.

- Walk -----
- Trot - . - . - .
- Back ← — — — — —
- Marker ○ B
- Judge ● J

[S/2]

Pattern Provided by:

Judges

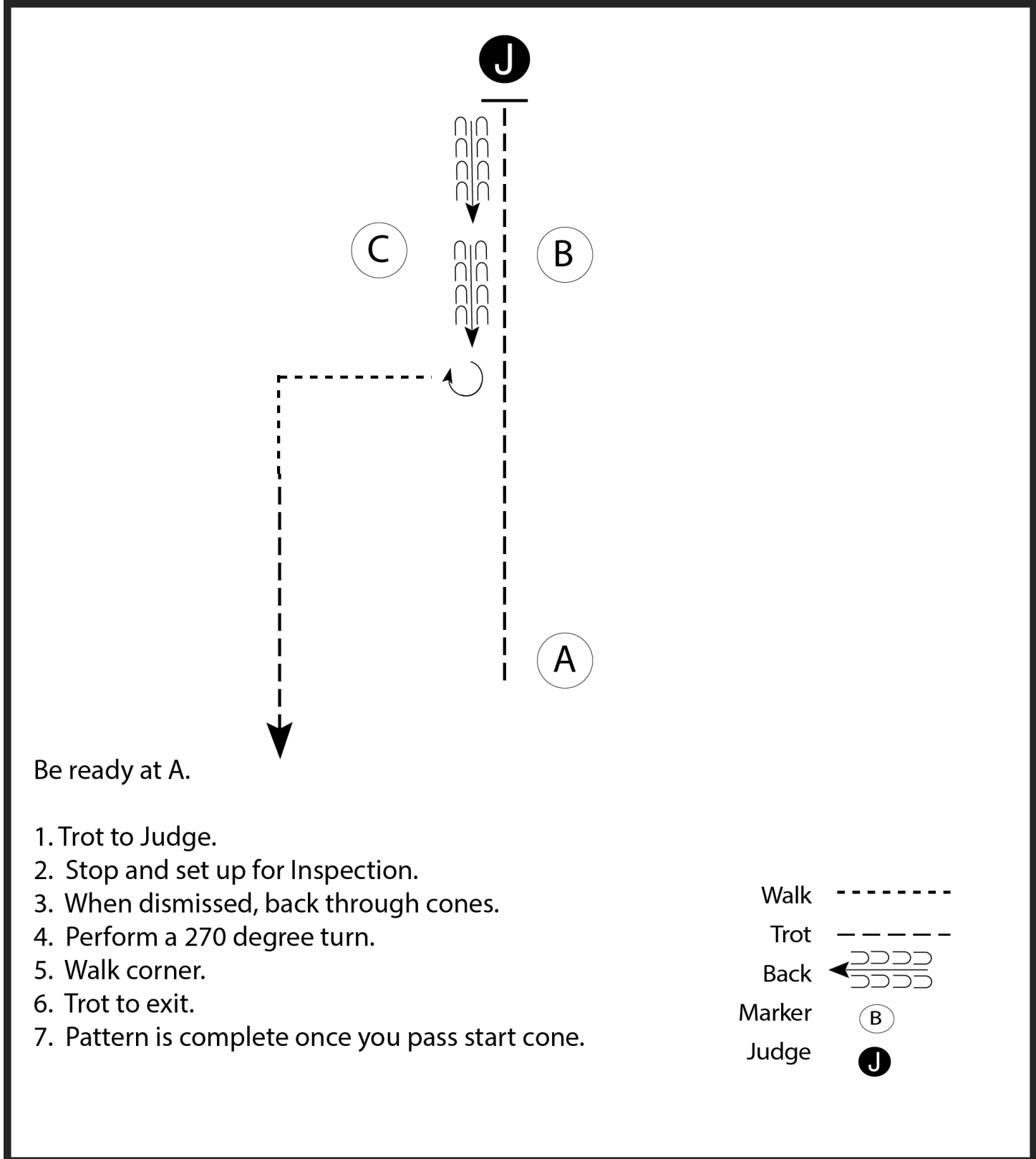
MassQHA

Showmanship (Level 1 Youth,AM,Select/ All Breed Yth,Adult)

Show Date: 5/4-5/23

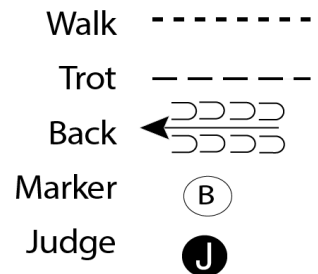
w w w . H o r s e S h o w P a t t e r n s . c o m

w w w . H o r s e S h o w P a t t e r n s . c o m



Be ready at A.

1. Trot to Judge.
2. Stop and set up for Inspection.
3. When dismissed, back through cones.
4. Perform a 270 degree turn.
5. Walk corner.
6. Trot to exit.
7. Pattern is complete once you pass start cone.



[S/3]

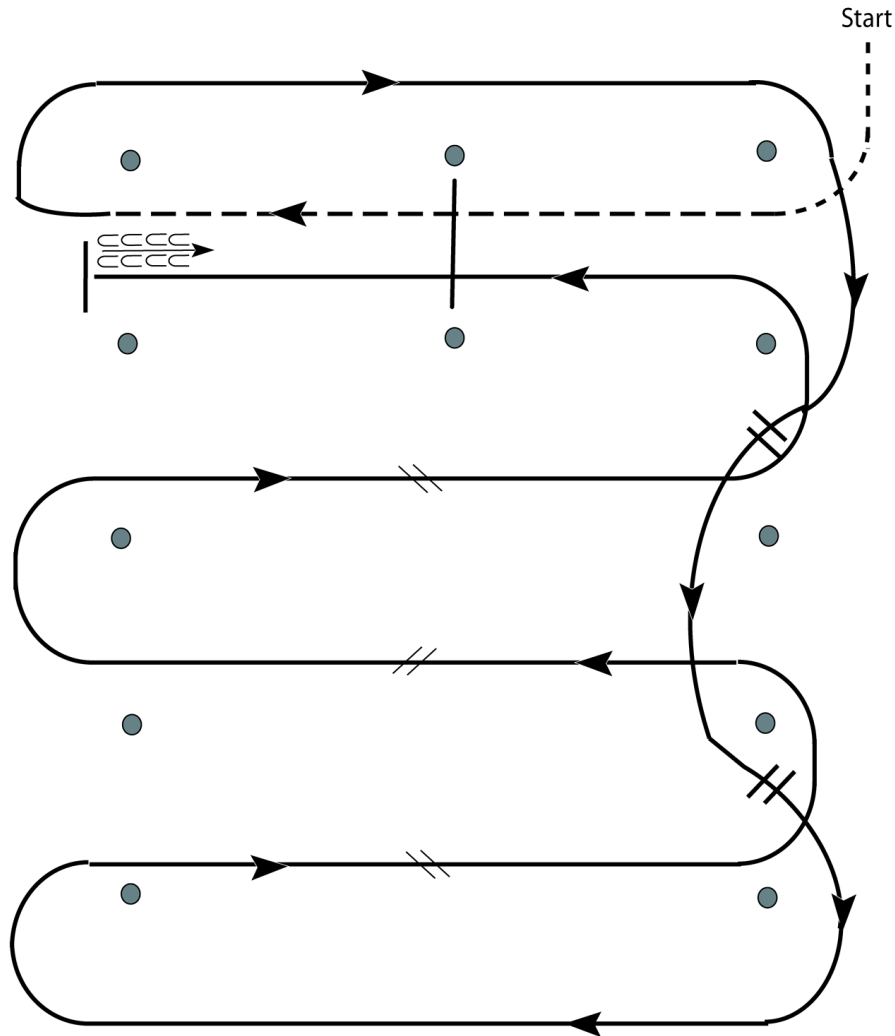
Pattern Provided by:

Judges

MassQHA

Western Riding (Green)

Show Date: 5/4-5/23



1. Walk, transition to jog, jog over log.
2. Transition to right lead and lope around end.
3. First line change.
4. Second line change. Lope around end of arena.
5. First crossing change.
6. Second crossing change.
7. Third crossing change.
8. Lope over log.
9. Lope, stop and back.

[WR/GP-4]

Pattern Provided by:

Judges

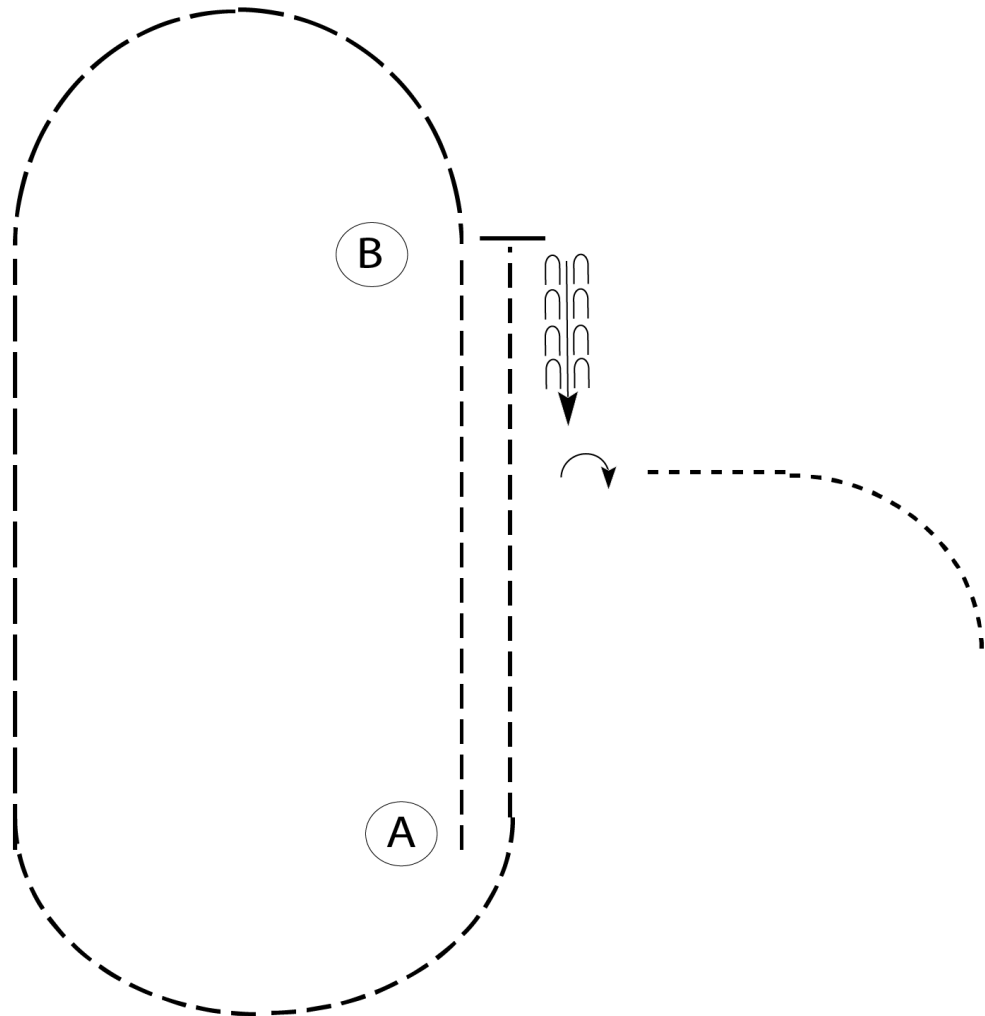
MassQHA

Horsemanship (Level 1 Walk Trot Yth,AM/Small Fry/All Breed WT)

Show Date: 5/4-5/23

w w w . H o r s e S h o w P a t t e r n s . c o m

w w w . H o r s e S h o w P a t t e r n s . c o m



Be ready at A.

1. Jog from A to B.
2. Extend the jog in a half circle.
3. Continue the extended jog on a straight line until even with A.
4. Jog a half circle then a straight line to B.
5. Stop, back one horse length and perform a 90 degree turn to the right.
6. Pattern is complete. Exit at the walk.

Walk	-----
Jog	- - - - -
Extended Jog	— — — —
Lope	
Lead Change	— / —
Back	← C C C C
Marker	⊙ B

[WH/WT-109]

Pattern Provided by:

Judges

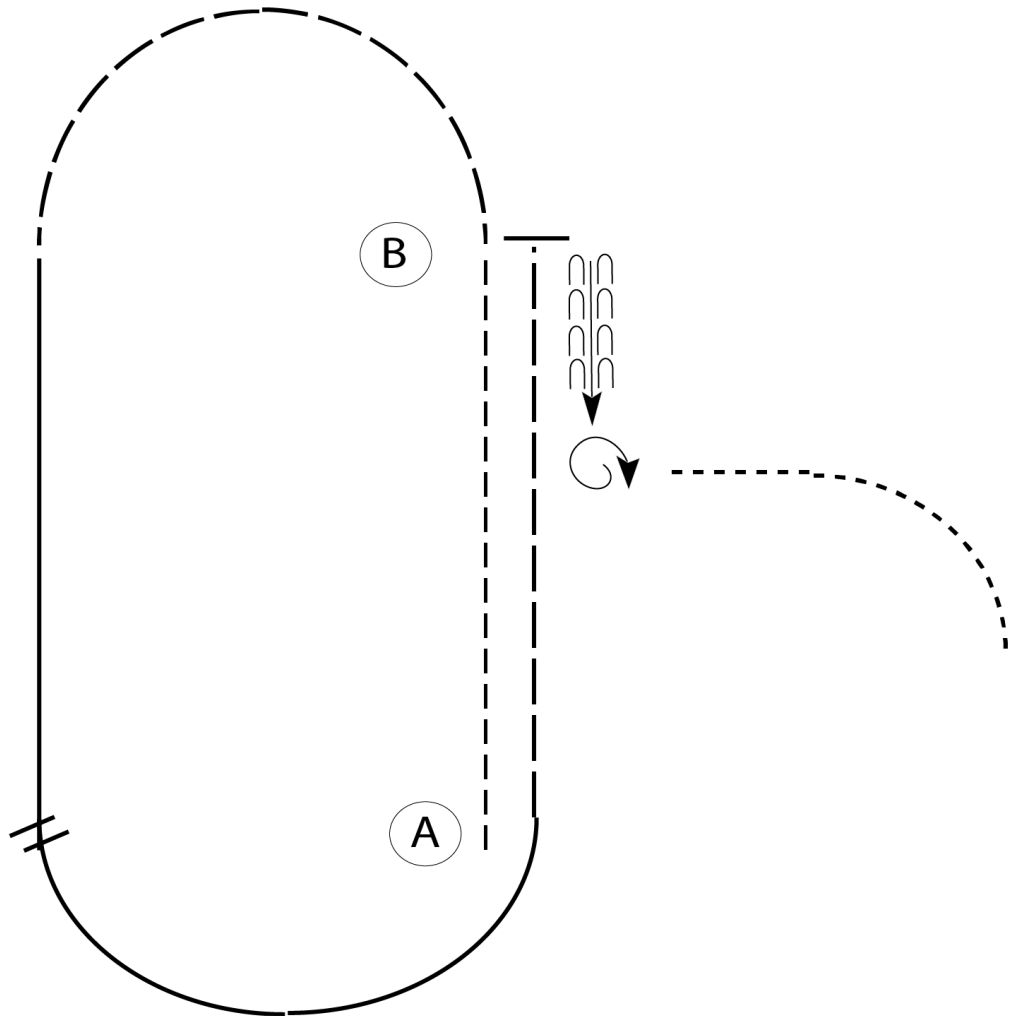
MassQHA

Horsemanship (Youth, AM, Select)

Show Date: 5/4-5/23

w w w . H o r s e S h o w P a t t e r n s . c o m

w w w . H o r s e S h o w P a t t e r n s . c o m



Be ready at A.

1. Jog from A to B.
2. Extend the jog in a half circle.
3. Lope on the right lead until even with A.
4. Perform a simple lead change.
5. Lope on the left lead until even with A.
6. Extend the jog to B.
7. Stop, back one horse length and perform a 45 degree turn to the right.
8. Pattern is complete. Exit at the walk.

Walk	-----
Jog	- - - - -
Extended Jog	— — — —
Lope	—————
Lead Change	
Back	
Marker	(B)

[WH/3-109]

Pattern Provided by:

Judges

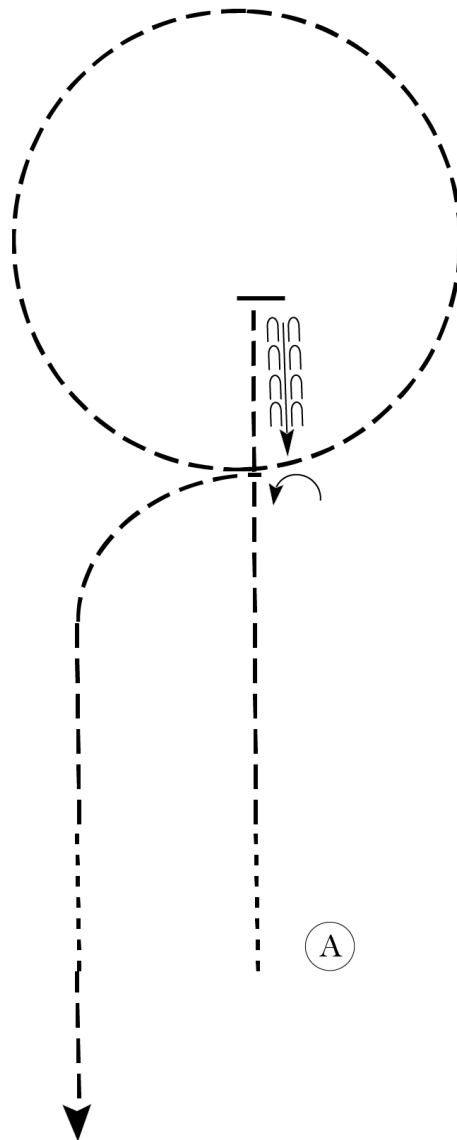
MassQHA

Hunt Seat Equitation (Level 1 Walk Trot Yth,AM/Small Fry/All Breed WT)

Show Date: 5/4-5/23

w w w . H o r s e S h o w P a t t e r n s . c o m

w w w . H o r s e S h o w P a t t e r n s . c o m



Be ready at A.

1. Walk two horse lengths then posting trot on the left diagonal past the center of the arena.
2. Stop and back approximately two horse lengths.
3. Perform a 90 degree turn on the forehand to the left.
4. Trot a circle on the left diagonal.
5. Change diagonals then posting trot on the right diagonal then walk two horse lengths. Pattern is complete, exit at a sitting trot.

Walk	-----
Trot	- - - - -
Extended Trot	- - - - -
Canter	—————
Leg Yield	
Lead Change	↘ ↙
Back	← ← ← ← ←
Marker	(B)
Sidepass	← - - - - →
Hand Gallop	—————

[HSE/WT-82]

Pattern Provided by:

Judges

