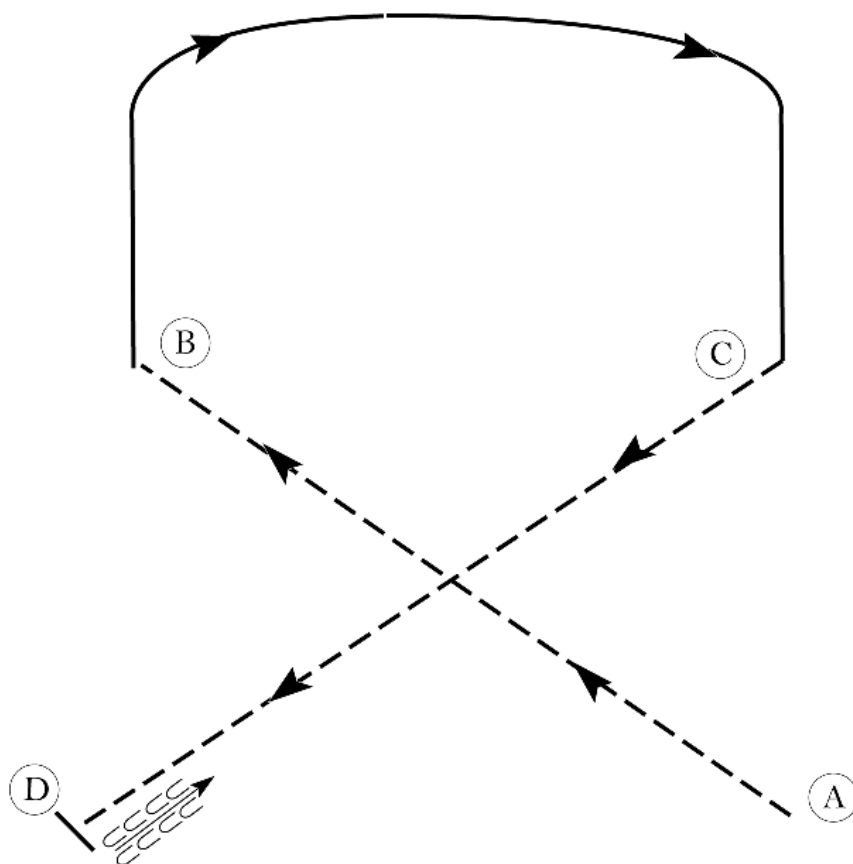


Hunt Seat Equitation (Novice Classes)

Show Date:



Be ready at A.

1. Posting trot on the left diagonal to B.
2. Canter right lead to C.
3. Posting trot on the right diagonal 1/2 way to D.
4. Sitting trot to D.
5. Halt at D and back approximately one horse length.

Exit at a sitting trot.

Walk	-----
Trot	- - - - -
Extended Trot	— — — — —
Canter	— — — — —
Leg Yield	
Lead Change	— / —
Back	← ← ← ← ←
Marker	ⓑ
Sidepass	← - - - - ←
Hand Gallop	— — — — —

[HSE/1-23]

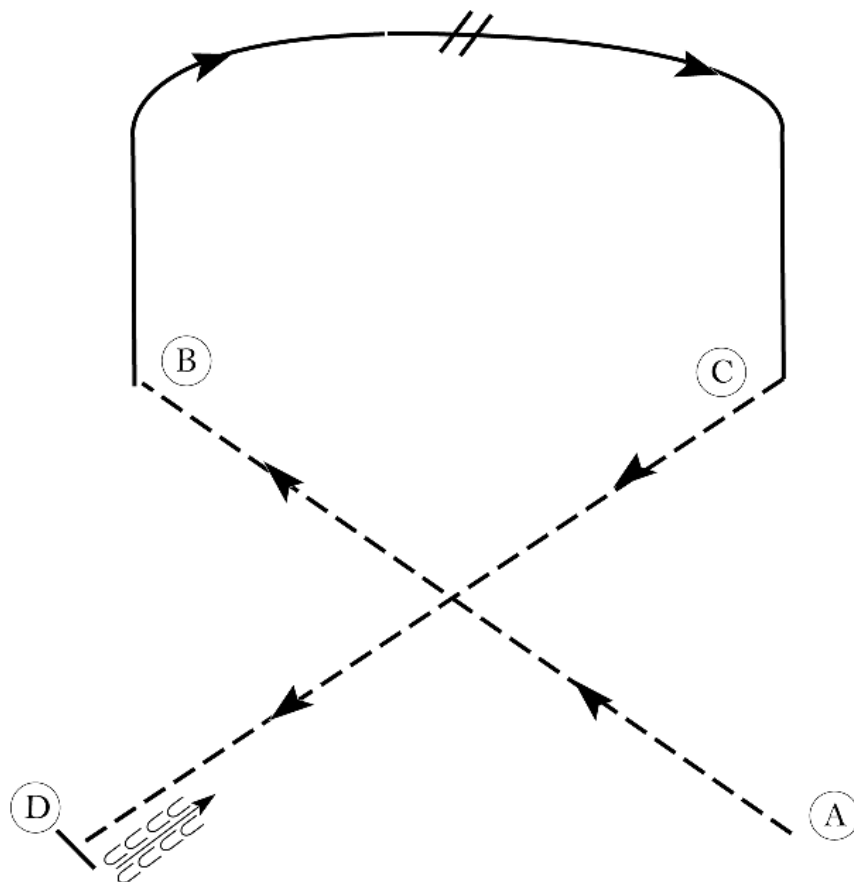
Pattern Provided by:
Will Knabenshue

w w w . H o r s e S h o w P a t t e r n s . c o m

w w w . H o r s e S h o w P a t t e r n s . c o m

Hunt Seat Equitation (Youth, Amateur, Select)

Show Date:



Be ready at A.

1. Sitting trot 1/2 way to B.
2. Posting trot on the left diagonal to B.
3. Canter on the left lead toward C.
4. At the top of the arc, change leads and canter on the right lead to C.
5. Posting trot on the right diagonal 1/2 way to D.
6. Sitting trot to D.
7. Halt at D and back approximately one horse length.

Exit at a sitting trot.

Walk	-----
Trot	- - - - -
Extended Trot	— — — — —
Canter	—————
Leg Yield	
Lead Change	— / —
Back	←←←
Marker	(B)
Sidepass	←←←
Hand Gallop	— — — — —

[HSE/3-23]

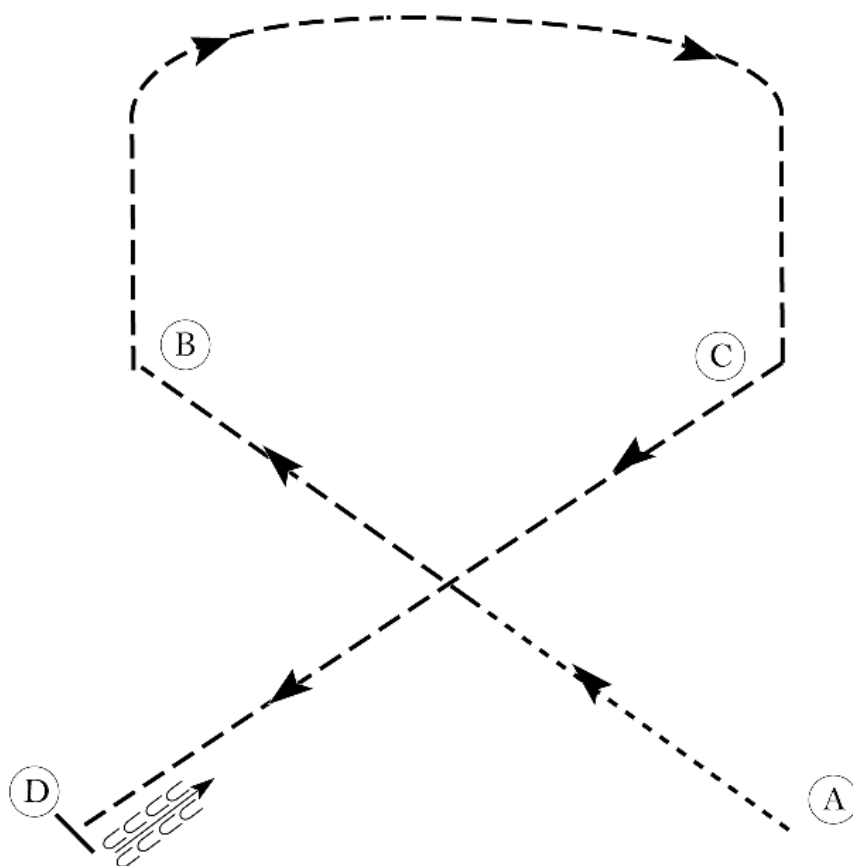
Pattern Provided by:
Will Knabenshue

w w w . H o r s e S h o w P a t t e r n s . c o m

w w w . H o r s e S h o w P a t t e r n s . c o m

Hunt Seat Equitation (Small Fry)

Show Date:



Be ready at A.

1. Walk 1/2 way to B.
2. Posting trot on the left diagonal to B.
3. Sitting trot to C.
4. Posting trot on the right diagonal 1/2 way to D.
5. Sitting trot to D.
6. Halt at D and back approximately one horse length.

Exit at a sitting trot.

Walk	-----
Trot	- - - - -
Extended Trot	— — — — —
Canter	— — — — —
Leg Yield	
Lead Change	— / —
Back	← ← ← ← ←
Marker	Ⓚ
Sidepass	← - - - - ←
Hand Gallop	— — — — —

[HSE/WT-23]

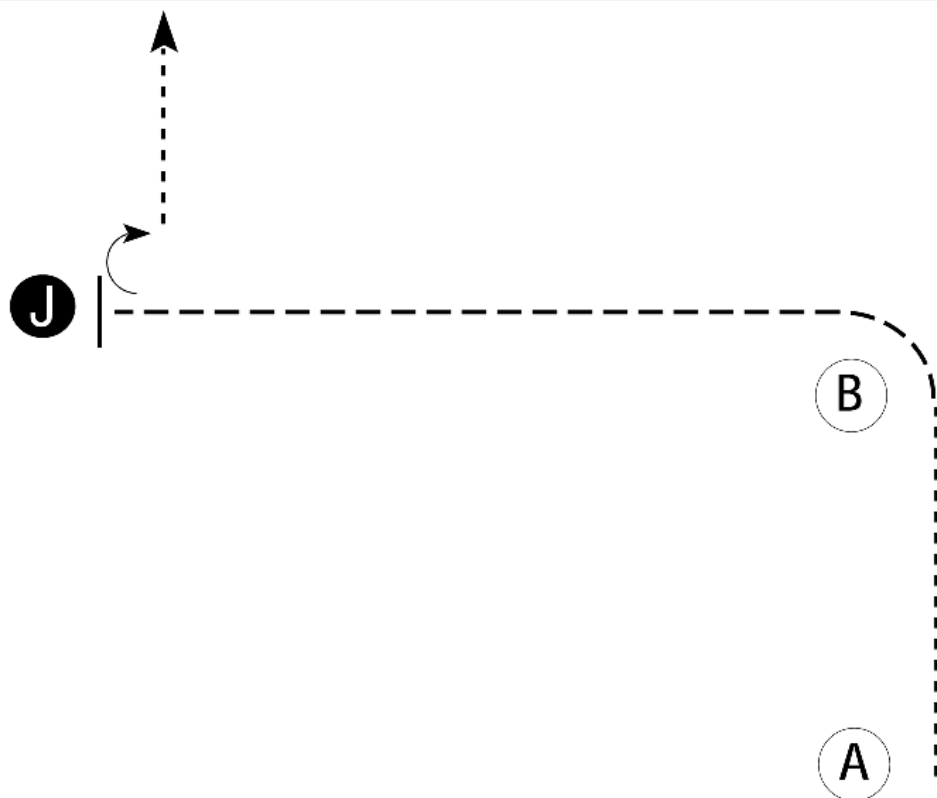
Pattern Provided by:
Will Knabenshue

Showmanship (Small Fry)

Show Date:

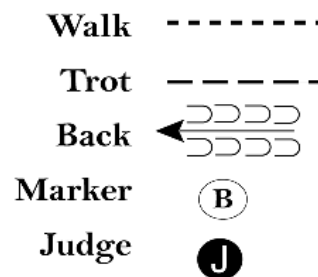
w w w . H o r s e S h o w P a t t e r n s . c o m

w w w . H o r s e S h o w P a t t e r n s . c o m



Be ready at A.

1. Walk from A to B.
2. At B, trot to judge.
3. Stop and set up for inspection.
4. When dismissed, turn 90 degrees and walk away from judge.
5. Follow the instructions of your ring steward.



[S/WT-11]

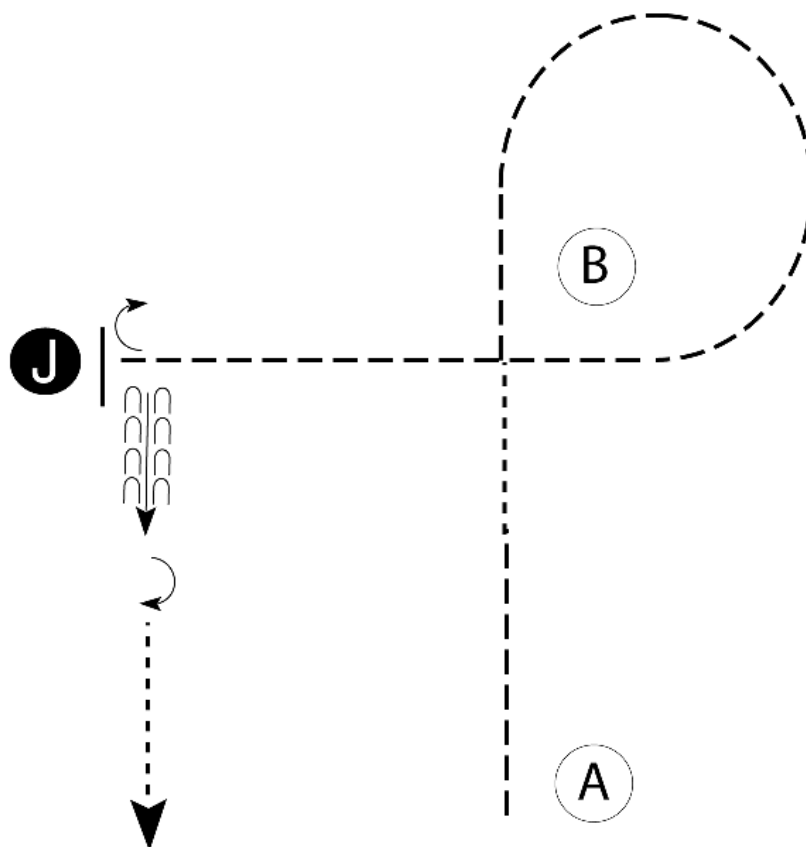
Pattern Provided by:
Will Knabenshue

Showmanship (Novice, Youth, Amateur, Am Select)

Show Date:

w w w . H o r s e S h o w P a t t e r n s . c o m

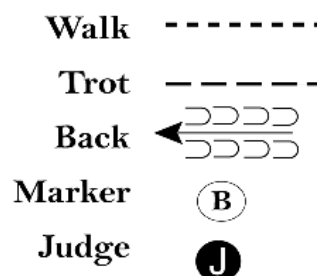
w w w . H o r s e S h o w P a t t e r n s . c o m



Be ready at A.

1. Trot halfway to B.
2. Walk two horse lengths.
3. Trot to and around B as shown.
4. Trot to the judge. Stop and set up for inspection.
5. When dismissed, perform a 90 degree turn and back approximately 2 horse lengths.
6. Perform a 180 degree turn and walk straight away.

Follow the instructions of your ring steward.

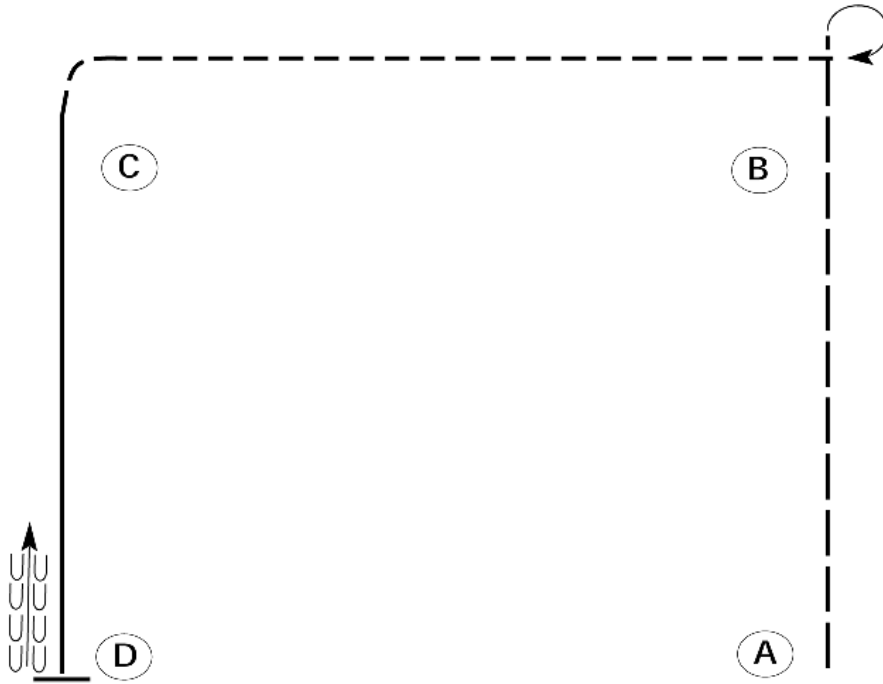


[S/2-78]

Pattern Provided by:
Will Knabenshue

Western Horsemanship (Novice Classes)

Show Date:



Be ready at A.

1. Extended jog from A to B.
2. Stop past B and execute a 270 degree turn to the right.
3. Jog from B around C.
4. Lope on the left lead from C to D.
5. Stop at D and back one horse length.

Please exit at a jog.

Walk	-----
Jog	-----
Extended Jog	-----
Lope	—————
Leg Yield	
Lead Change	↘
Back	←←←←←
Marker	⊙ B
Sidepass	←-----→

[WH/1-23]

Pattern Provided by:
Will Knabenshue

www.HorseShowPatterns.com

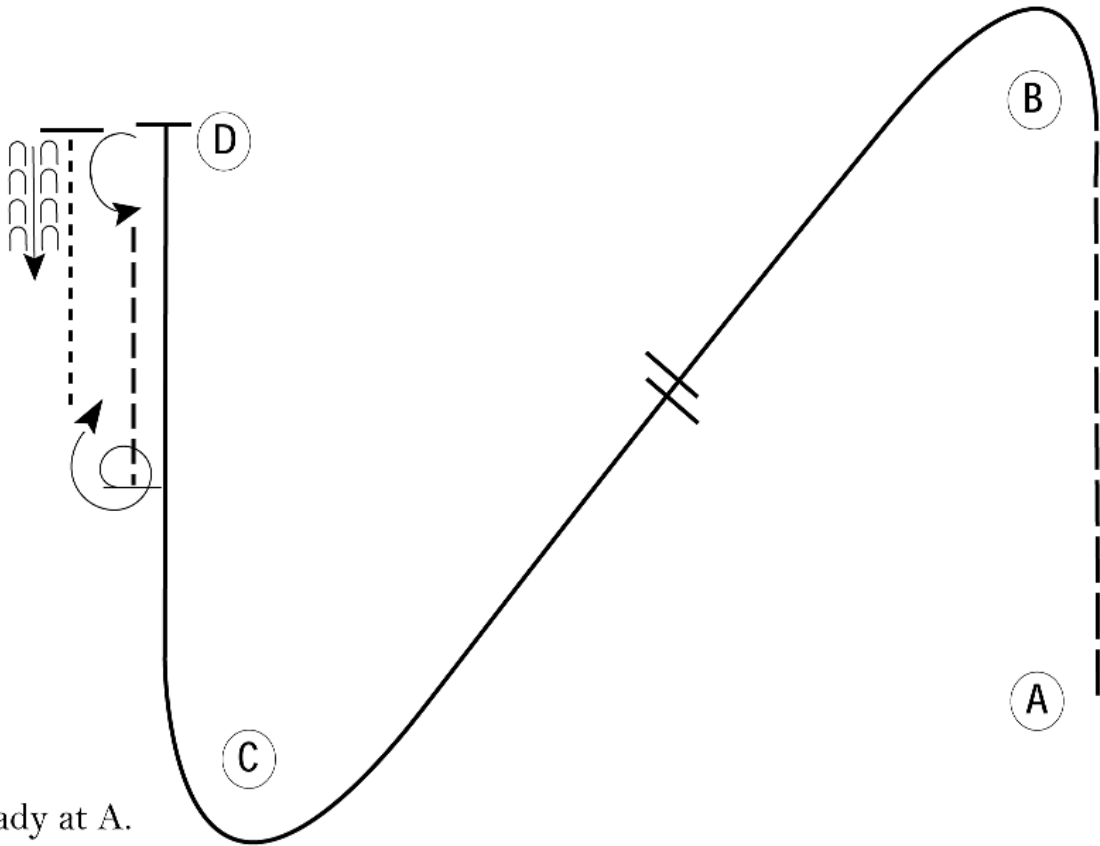
www.HorseShowPatterns.com

Western Horsemanship (Youth, Amateur, Amateur Select)

Show Date:

www.HorseShowPatterns.com

www.HorseShowPatterns.com



Be ready at A.

1. Extended jog from A to B.
2. At B, lope on the left lead.
3. Halfway between B and C, perform a flying lead change.
4. Lope on the right lead to and around C to D.
5. Stop at D.
6. Turn 180 degrees to the left.
7. Jog to halfway between D and C.
8. Stop and turn 1 1/2 turns to the right.
9. Walk to D. Stop and back approximately one horse length.

Walk	-----
Jog	-----
Extended Jog	-----
Lope	—————
Leg Yield	
Lead Change	—/—
Back	← ⊞ ⊞ ⊞ ⊞ ⊞
Marker	⊞
Sidepass	← ⊞ →

Follow the instructions of your ring steward.

[WH/3-48]

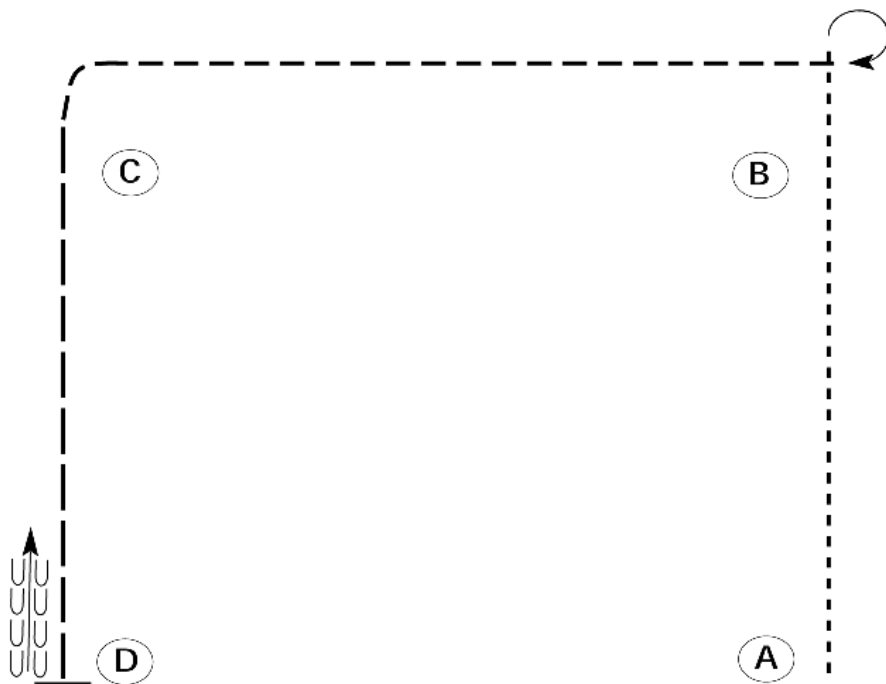
Pattern Provided by:
Will Knabenshue

Western Horsemanship (Small Fry)

Show Date:

w w w . H o r s e S h o w P a t t e r n s . c o m

w w w . H o r s e S h o w P a t t e r n s . c o m



Be ready at A.

1. Walk from A to B.
2. Stop past B and execute a 270 degree turn to the right.
3. Jog from B around C.
4. Extend the jog from C to D.
5. Stop at D and back one horse length.

Please exit at a jog.

Walk	-----
Jog	-----
Extended Jog	-----
Lope	-----
Leg Yield	
Lead Change	↘
Back	←←←←←
Marker	⊙ B
Sidepass	←-----→

[WH/WT-23]

Pattern Provided by:
Will Knabenshue