

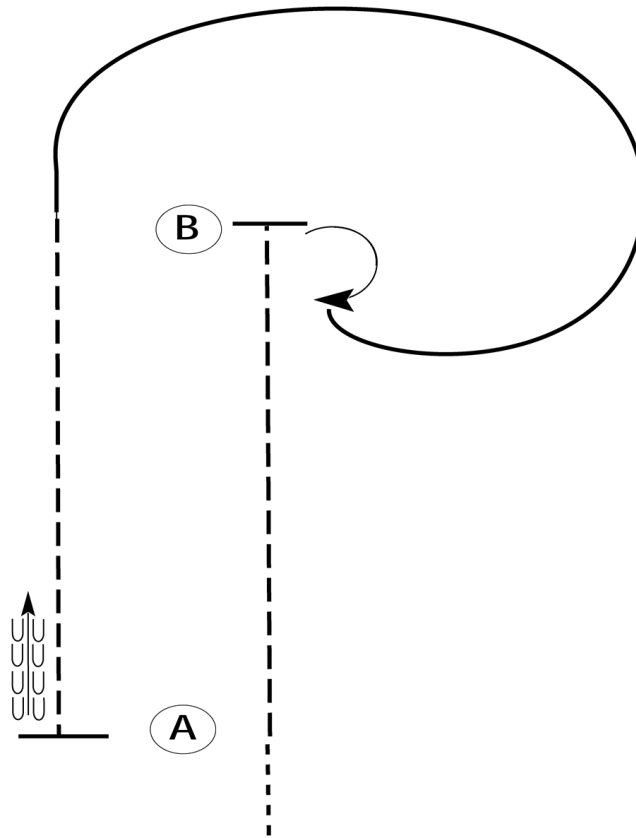
Massachusetts Quarter Horse Level 1/Open Show

Rookie/Level 1 Horsemanship (Youth/Amateur/Select)

Show Date: 04-08-2022

w w w . H o r s e S h o w P a t t e r n s . c o m

w w w . H o r s e S h o w P a t t e r n s . c o m



Be ready before A.

1. Walk to A.
2. Jog to B.
3. Turn 180 degrees to the right.
4. Lope on the left lead back around to B.
5. Jog from B to A.
6. Stop at A and back approximately one horse length.

Follow the instructions of your ring steward.

Walk	-----
Jog	- - - - -
Extended Jog	— — — —
Lope	—————
Leg Yield	
Lead Change	↙
Back	← ⤵ ⤵
Marker	Ⓚ
Sidepass	←-----→

[WH/1-44]

Pattern Provided by:
Leona Ransdell

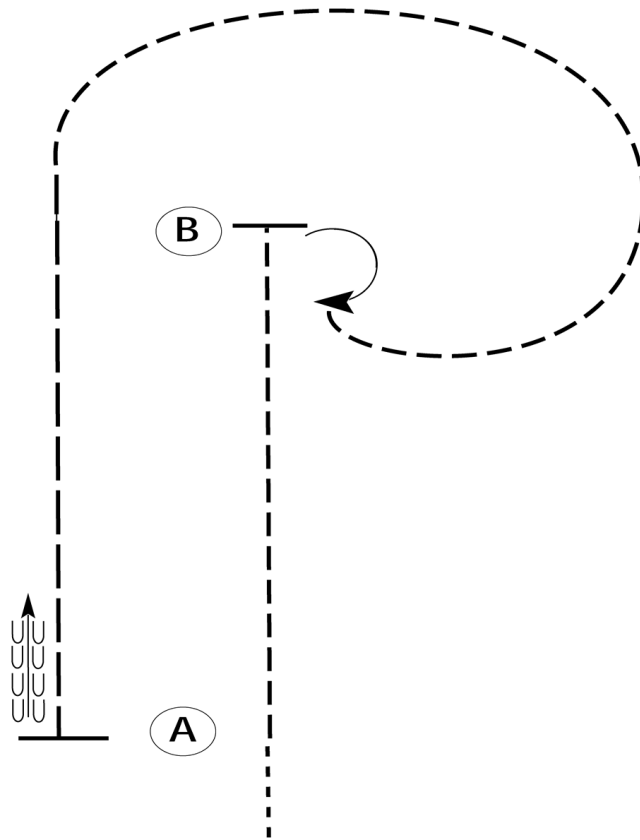
Massachusetts Quarter Horse Level 1/Open Show

Level 1 Walk/Jog Horsemanship (Youth/Amateur)

Show Date: 04-08-2022

w w w . H o r s e S h o w P a t t e r n s . c o m

w w w . H o r s e S h o w P a t t e r n s . c o m



Be ready before A.

1. Walk to A.
2. Jog to B.
3. Turn 180 degrees to the right.
4. Jog back around to B.
5. Extend the jog from B to A.
6. Stop at A and back approximately one horse length.

Follow the instructions of your ring steward.

Walk	-----
Jog	-----
Extended Jog	-----
Lope	—————
Leg Yield	
Lead Change	—/—
Back	← ○○○○ ○○○○
Marker	⊙
Sidepass	←-----→

[WH/WT-44]

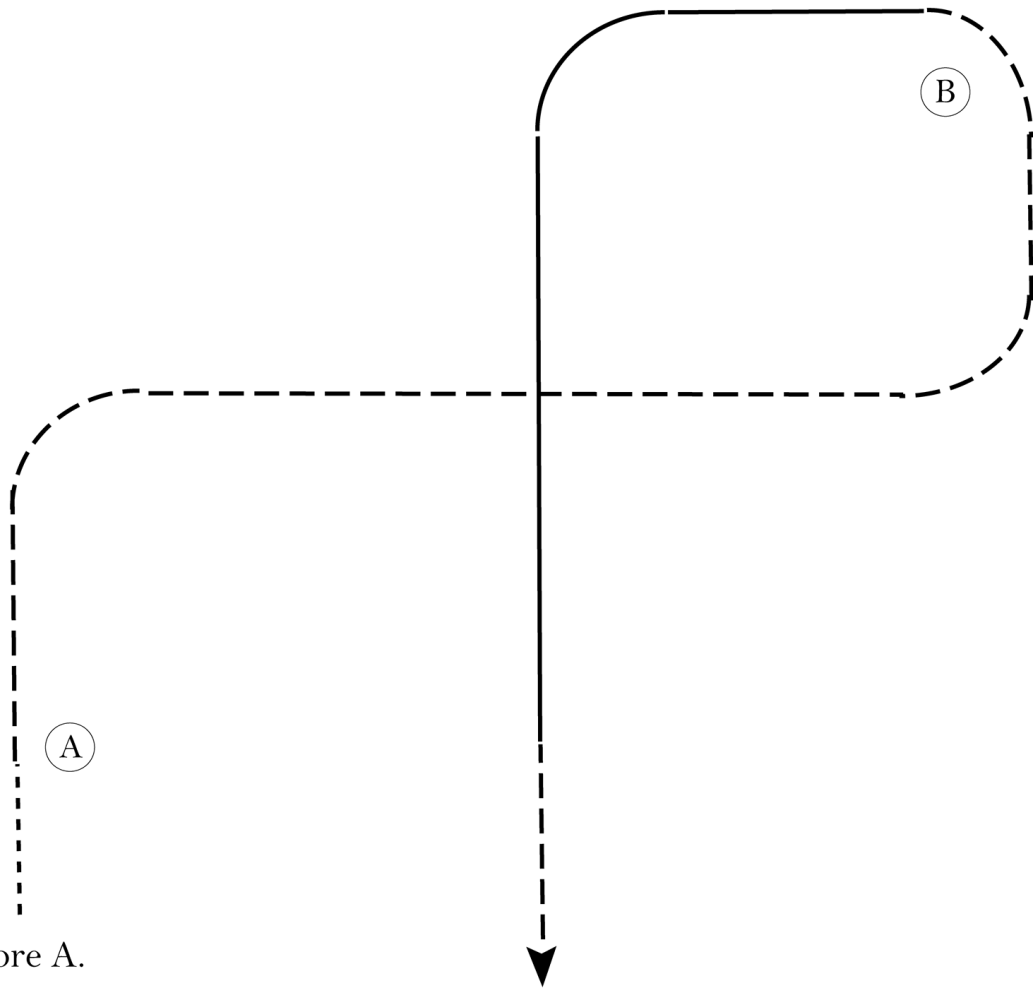
Pattern Provided by:
Leona Ransdell

Massachusetts Quarter Horse Level 1/Open Show Rookie/Level 1 Equitation (Youth/Amateur/Select)

Show Date: 04-08-2022

w w w . H o r s e S h o w P a t t e r n s . c o m

w w w . H o r s e S h o w P a t t e r n s . c o m



Be ready before A.

1. Walk to A.
2. Posting trot on the left diagonal to center of pattern.
3. Change diagonals at center. Trot on the right diagonal to B.
4. Canter on the left lead through center of pattern until even with A.
5. Sitting trot when even with A. Pattern is over after trotting 3 strides past A.

Follow the instructions of your ring steward.

Walk	-----
Trot	- - - - -
Extended Trot	-----
Canter	—————
Leg Yield	
Lead Change	↘ ↘ ↘
Back	← ← ←
Marker	⊙
Sidepass	← - - - - →
Hand Gallop	—————

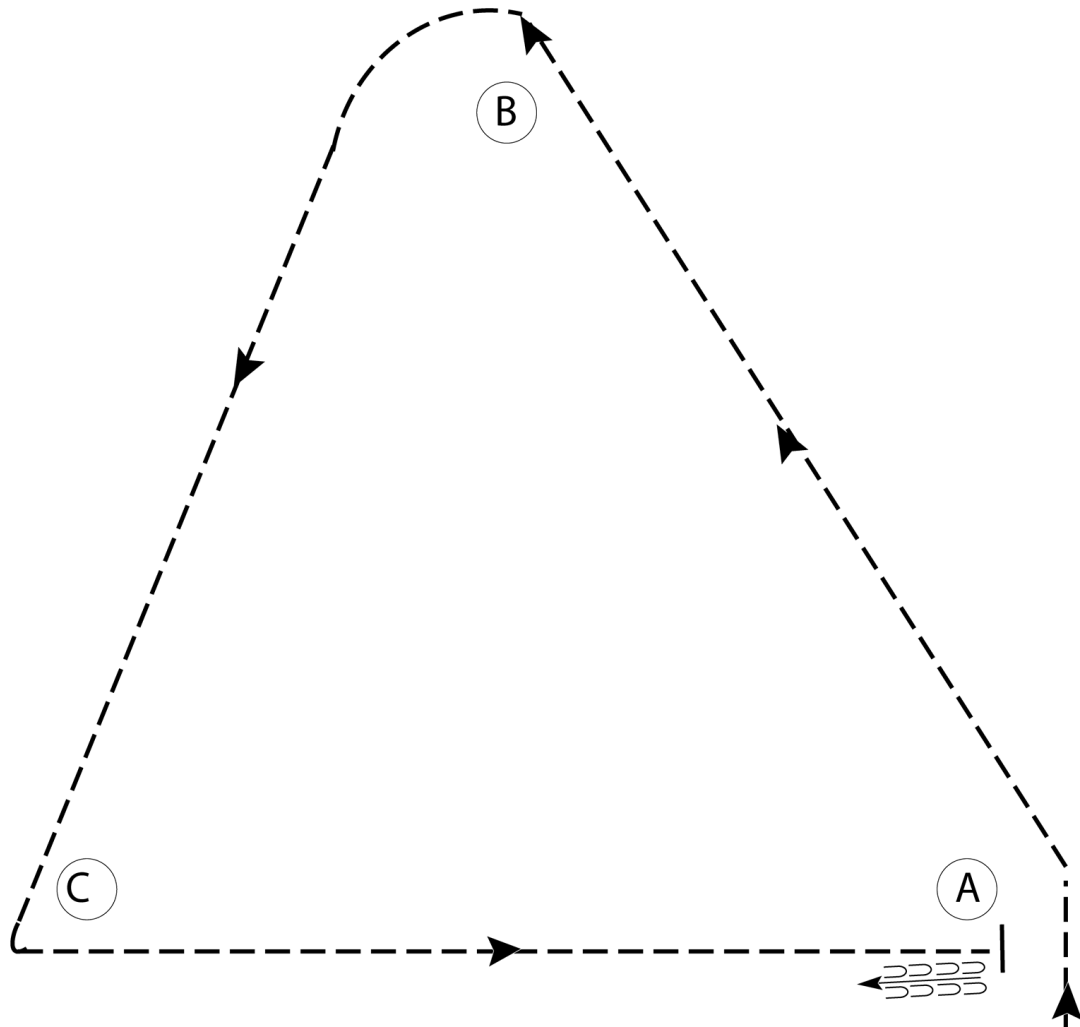
[HSE/1-66]

Pattern Provided by:
Leona Ransdell

Massachusetts Quarter Horse Level 1/Open Show

Level 1 Walk/Trot Equitation (Youth/Amateur)

Show Date: 04-08-2022



Be ready before A.

1. Sitting trot to A.
2. Trot on the right diagonal from A to B.
3. Sitting trot from B to C.
4. Posting trot on the left diagonal from C to A.
5. Halt at A and back approximately one horse length.
6. Follow the instructions of your ring steward.

Walk
Trot	-----
Extended Trot	————
Canter	————
Leg Yield	
Lead/ Diag Change	—/—
Back	←←←←
Marker	○
Sidepass	←—←—
Hand Gallop	————

[HSE/WT-54]

Pattern Provided by:
Leona Ransdell

w w w . H o r s e S h o w P a t t e r n s . c o m

w w w . H o r s e S h o w P a t t e r n s . c o m


Massachusetts Quarter Horse Level 1/Open Show

Open Showmanship (11-18/Adult)

Show Date: 04-08-2022

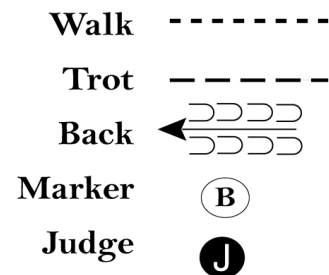
w w w . H o r s e S h o w P a t t e r n s . c o m

w w w . H o r s e S h o w P a t t e r n s . c o m



Be ready at A.

1. Trot to B and stop.
2. Perform a 90 degree turn. Walk to judge.
3. Stop, set up, inspection.
4. When dismissed, perform a 90 degree turn.
5. Trot to the line up or follow the directions of the ring steward.



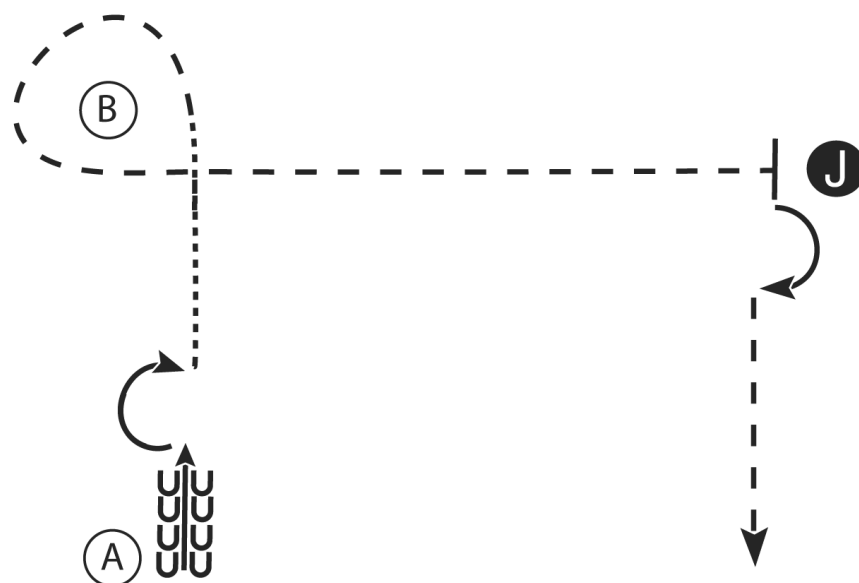
[S/WT-29]

Pattern Provided by:
Leona Ransdell

Massachusetts Quarter Horse Level 1/Open Show

Rookie/Level 1 Showmanship (Youth/Amateur/Select)

Show Date: 04-08-2022



1. At A back 4 steps
2. Perform a 180 degree turn
3. Walk to B
4. At B trot around B and to the judge, set up for inspection
5. When dismissed perform a 90 degree turn and trot straight away from the judge

Walk - - - - -

Trot - - - - -

Back ←

Marker (B)

Judge (J)

[S/2-1]

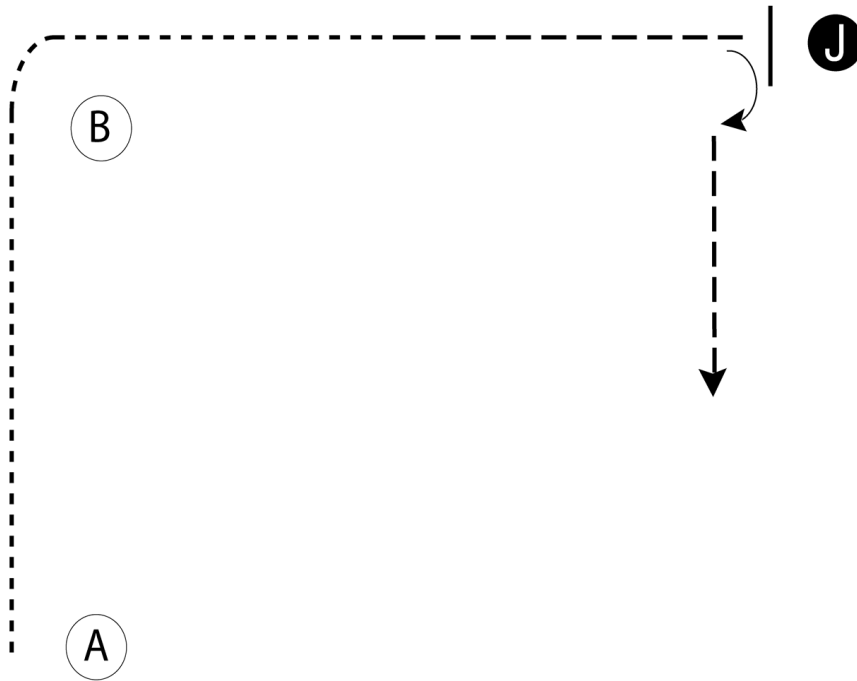
Pattern Provided by:
Leona Ransdell

w w w . H o r s e S h o w P a t t e r n s . c o m

w w w . H o r s e S h o w P a t t e r n s . c o m

Massachusetts Quarter Horse Level 1/Open Show Open Showmanship (10 & U)

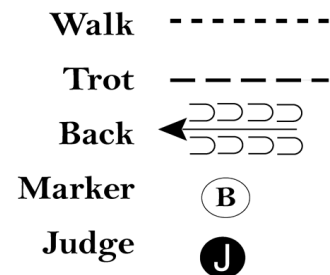
Show Date: 04-08-2022



Be ready at A.

1. Walk from A around B and half way to the Judge.
2. Trot to the Judge and set up for inspection.
3. When dismissed, perform a 90 degree turn and trot straight away from the Judge.

Follow the instructions of your ring steward.



[S/WT-33]

Pattern Provided by:
Leona Ransdell

w w w . H o r s e S h o w P a t t e r n s . c o m

w w w . H o r s e S h o w P a t t e r n s . c o m